

Algorithms 2018: Mathematical Induction

(Based on [Manber 1989])

Yih-Kuen Tsay

1 Induction Principles

The Standard Induction Principle

- Let T be a theorem that includes a parameter n whose value can be any natural number.
- Here, natural numbers are positive integers, i.e., 1, 2, 3, ..., excluding 0 (sometimes we may include 0).
- To prove T , it suffices to prove the following two conditions:
 - T holds for $n = 1$. (Base case)
 - For every $n > 1$, if T holds for $n - 1$, then T holds for n . (Inductive step)
- The assumption in the inductive step that T holds for $n - 1$ is called the *induction hypothesis*.

A Simple Proof by Induction

Theorem 1 (2.1). For all natural numbers x and n , $x^n - 1$ is divisible by $x - 1$.

Proof. (Suggestion: try to follow the structure of this proof when you present a proof by induction.)

The proof is by induction on n .

Base case ($n = 1$): $x - 1$ is trivially divisible by $x - 1$.

Inductive step ($n > 1$): $x^n - 1 = x(x^{n-1} - 1) + (x - 1)$. $x^{n-1} - 1$ is divisible by $x - 1$ from the induction hypothesis and $x - 1$ is divisible by $x - 1$. Hence, $x^n - 1$ is divisible by $x - 1$. \square

Note: a is divisible by b if there exists an integer c such that $a = b \times c$.

Variants of Induction Principle

Theorem 2. If a statement P , with a parameter n , is true for $n = 1$, and if, for every $n \geq 1$, the truth of P for n implies its truth for $n + 1$, then P is true for all natural numbers.

Theorem 3 (Strong Induction). If a statement P , with a parameter n , is true for $n = 1$, and if, for every $n > 1$, the truth of P for all natural numbers $< n$ implies its truth for n , then P is true for all natural numbers.

Theorem 4. If a statement P , with a parameter n , is true for $n = 1$ and for $n = 2$, and if, for every $n > 2$, the truth of P for $n - 2$ implies its truth for n , then P is true for all natural numbers.

2 Design by Induction

Design by Induction: First Glimpse

- The selection sort, for instance, can be seen as constructed using design by induction:
 1. When there is only one element, we are done.
 2. When there are $n (> 1)$ elements, we
 - (a) select the largest element,
 - (b) sort the remaining $n - 1$ elements, and
 - (c) append the largest element to the sorted $n - 1$ elements.
- This looks simple enough, but the selection sort isn't very efficient.
- How can we obtain a more efficient algorithm via design by induction?
- To see the power of design by induction, let's look at a less familiar example.

Design by Induction: First Glimpse (cont.)

Problem 5. *Given two sorted arrays $A[1..m]$ and $B[1..n]$ of positive integers, find their smallest common element; returns 0 if no common element is found.*

- Assume the elements of each array are in ascending order.
- **Obvious solution:** take one element at a time from A and find out if it is also in B (or the other way around).
- How efficient is this solution?
/ $O(m \log n)$ (using binary search on B); or, $O(n \log m)$ the other way. */*
- Can we do better?

Design by Induction: First Glimpse (cont.)

- There are $m + n$ elements to begin with.
- Can we pick out one element such that either (1) it is the element we look for or (2) it can be ruled out from subsequent searches?
- In the second case, we are left with the same problem but with $m + n - 1$ elements?
- **Idea:** compare the current first elements of A and B .
 1. If they are equal, then we are done.
 2. If not, the smaller one cannot be the smallest common element.

Design by Induction: First Glimpse (cont.)

Below is the complete solution:

```
Algorithm SCE( $A, m, B, n$ ) : integer;
begin
  if  $m = 0$  or  $n = 0$  then  $SCE := 0$ ;
  if  $A[1] = B[1]$  then
     $SCE := A[1]$ ;
  else if  $A[1] < B[1]$  then
     $SCE := SCE(A[2..m], m - 1, B, n)$ ;
  else  $SCE := SCE(A, m, B[2..n], n - 1)$ ;
end
```

/* Time complexity: $O(m + n)$. */

Why Induction Works

- Computations carried out by a computer/machine can, in essence, be understood as mathematical functions.
- To solve practical problems with computers,
 - objects/things in a practical domain must be modeled as (mostly discrete) mathematical structures/sets, and
 - various manipulations of the objects become functions on the corresponding mathematical structures.
- Many mathematical structures are naturally defined by induction.
- Functions on inductive structures are also naturally defined by induction (recursion).

Recursively/Inductively-Defined Sets

- The natural numbers (including 0):
 1. Base case: 0 is a natural number.
 2. Inductive step: if n is a natural number, then $n + 1$ is also a natural number.
- Binary trees:
 1. Base case: the empty tree is a binary tree.
 2. Inductive step: if L and R are binary trees, then a node with L and R as the left and the right children is also a binary tree.
- Nonempty binary trees:
 1. Base case: a single root node (without any child) is a binary tree.
 2. Inductive step: if L and R are binary trees, then a node with L as the left child and/or R as the right child is also a binary tree.

Structural Induction

- Structural induction is a generalization of mathematical induction on the natural numbers.
- It is used to prove that some proposition $P(x)$ holds for all x of some sort of recursively/inductively defined structure such as binary trees.
- Proof by structural induction:
 1. Base case: the proposition holds for all the minimal structures.
 2. Inductive step: if the proposition holds for the immediate substructures of a certain structure S , then it also holds for S .

3 Proofs by Induction

Another Simple Example

Theorem 6 (2.4). *If n is a natural number and $1 + x > 0$, then $(1 + x)^n \geq 1 + nx$.*

- Below are the key steps:

$$\begin{aligned}(1 + x)^{n+1} &= (1 + x)(1 + x)^n \\ &\quad \{\text{induction hypothesis and } 1 + x > 0\} \\ &\geq (1 + x)(1 + nx) \\ &= 1 + (n + 1)x + nx^2 \\ &\geq 1 + (n + 1)x\end{aligned}$$

- The main point here is that we should be clear about how conditions listed in the theorem are used.

3.1 Proving vs. Computing

Proving vs. Computing

Theorem 7 (2.2). $1 + 2 + \cdots + n = \frac{n(n+1)}{2}$.

- This can be easily proven by induction.
- Key steps: $1 + 2 + \cdots + n + (n + 1) = \frac{n(n+1)}{2} + (n + 1) = \frac{n^2+n+2n+2}{2} = \frac{n^2+3n+2}{2} = \frac{(n+1)(n+2)}{2} = \frac{(n+1)((n+1)+1)}{2}$.
- Induction seems to be useful only if we already know the sum.
- What if we are asked to compute the sum of a series?
- Let's try $8 + 13 + 18 + 23 + \cdots + (3 + 5n)$.

Proving vs. Computing (cont.)

- **Idea:** guess and then verify by an inductive proof!
- The sum should be of the form $an^2 + bn + c$.

- By checking $n = 1, 2,$ and $3,$ we get $\frac{5}{2}n^2 + \frac{11}{2}n.$

/* Solve the following system of equations:

$$\begin{aligned} (n = 1) \quad \quad \quad 8 &= a \times 1^2 + b \times 1 + c \\ (n = 2) \quad \quad \quad 8 + 13 &= a \times 2^2 + b \times 2 + c \\ (n = 3) \quad 8 + 13 + 18 &= a \times 3^2 + b \times 3 + c \end{aligned}$$

Results: $a = \frac{5}{2}, b = \frac{11}{2},$ and $c = 0.$ */

- Verify this for all n ($1, 2, 3,$ and beyond), i.e., the following theorem, by induction.

Theorem 8 (2.3). $8 + 13 + 18 + 23 + \dots + (3 + 5n) = \frac{5}{2}n^2 + \frac{11}{2}n.$

3.2 A Summation Problem

A Summation Problem

$$\begin{aligned} 1 &= 1 \\ 3 + 5 &= 8 \\ 7 + 9 + 11 &= 27 \\ 13 + 15 + 17 + 19 &= 64 \\ 21 + 23 + 25 + 27 + 29 &= 125 \end{aligned}$$

Theorem 9. *The sum of row n in the triangle is $n^3.$*

The base case is clearly correct. For the inductive step, examine the difference between rows $i + 1$ and i ...

A Summation Problem (cont.)

Suppose row i starts with an odd number j whose exact value is not important.

$$\begin{array}{ccccccccccc} & & & & & & & & & & \text{sum of row } i \\ & & & & & & & & & & \text{(conjectured)} \\ & & & & & & & & & & = i^3 \\ \frac{j}{2i} + \frac{(j+2)}{2i} + \dots + \frac{(j+2(i-1))}{2i} + ? & = & \frac{(j+2i+2)}{2i} + \dots + \frac{(j+2i+2(i-1))}{2i} + ? & = & \frac{(i+1)^3}{3i^2+3i+1} \end{array}$$

So, ? (the last number of row $i + 1$) must be $3i^2 + 3i + 1 - 2i \times i = i^2 + 3i + 1,$ if the conjecture is correct.

Lemma 10. *The last number in row $i + 1$ is $i^2 + 3i + 1.$*

/* The lemma clearly holds for the base case ($i = 0$). For the inductive step, we can again look at the difference between the last number of row $i+1$ and that of row $i.$ It should be $i^2+3i+1-((i-1)^2+3(i-1)+1) = 2i + 2.$ We already know that the difference between two corresponding numbers in row $i + 1$ and row i is $2i.$ So, $2i + 2$ is indeed the difference between the last number of row $i + 1$ and that of row $i.$ */

A Simple Inequality

Theorem 11 (2.7). $\frac{1}{2} + \frac{1}{4} + \frac{1}{8} + \dots + \frac{1}{2^n} < 1,$ for all $n \geq 1.$

- There are at least two ways to select n terms from $n + 1$ terms.

1. $(\frac{1}{2} + \frac{1}{4} + \frac{1}{8} + \dots + \frac{1}{2^n}) + \frac{1}{2^{n+1}}.$
2. $\frac{1}{2} + (\frac{1}{4} + \frac{1}{8} + \dots + \frac{1}{2^n} + \frac{1}{2^{n+1}}).$

- The second one leads to a successful inductive proof:

$$\begin{aligned}
 & \frac{1}{2} + \left(\frac{1}{4} + \frac{1}{8} + \cdots + \frac{1}{2^n} + \frac{1}{2^{n+1}} \right) \\
 = & \frac{1}{2} + \frac{1}{2} \left(\frac{1}{2} + \frac{1}{4} + \cdots + \frac{1}{2^{n-1}} + \frac{1}{2^n} \right) \\
 < & \frac{1}{2} + \frac{1}{2} \\
 = & 1
 \end{aligned}$$

3.3 Euler's Formula

Euler's Formula

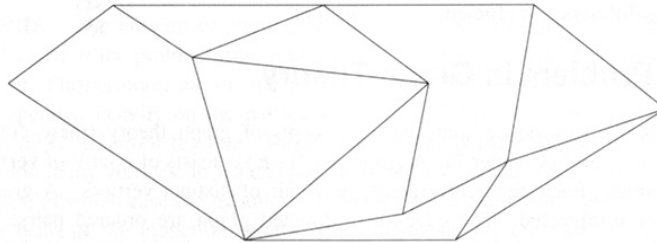


Figure 2.2 A planar map with 11 vertices, 19 edges, and 10 faces.

Source: [Manber 1989].

Euler's Formula (cont.)

Theorem 12 (2.8). *The number of vertices (V), edges (E), and faces (F) in an arbitrary connected planar graph are related by the formula $V + F = E + 2$.*

The proof is by induction on the number of faces.

Base case ($F = 1$): connected planar graphs with only one face are trees. So, we need to prove the equality $V + 1 = E + 2$ or $V - 1 = E$ for trees, namely the following lemma:

Lemma 13. *A tree with V vertices has $V - 1$ edges.*

Inductive step ($F > 1$): for a graph with more than one faces, there must be a cycle in the graph. Remove one edge from the cycle ...

/* Given a connected planar graph G (with V vertices, $F > 1$ faces, and E edges), remove one edge from a cycle (which must exist, as $F > 1$) in the graph to obtain a new graph G' (with V' vertices, F' faces, and E' edges such that $V' = V$, $F' + 1 = F$, and $E' + 1 = E$). From the induction hypothesis, $V' + F' = E' + 2$. We therefore have $V' + F' + 1 = E' + 1 + 2$, namely $V + F = E + 2$. So, the formula also holds for G , which concludes the inductive step. */

3.4 Gray Codes

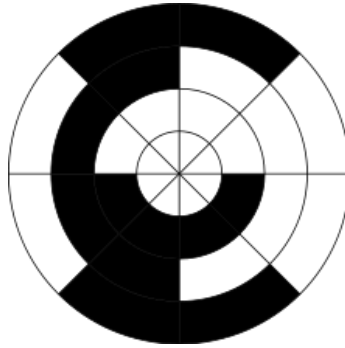
Gray Codes

- A **Gray code** (after Frank Gray) for n objects is a binary-encoding scheme for naming the n objects such that the n names can be arranged in a *circular* list where *any two adjacent names, or code words, differ by only one bit*.

- Examples:

- 00, 01, 11, 10
- 000, 001, 011, 010, 110, 111, 101, 100
- 000, 001, 011, 111, 101, 100

A Gray Code in Picture



A rotary encoder using a 3-bit Gray code.

Source: Wikipedia.

Gray Codes (cont.)

Theorem 14 (2.10). *There exist Gray codes of length $\frac{k}{2}$ for any positive even integer k .*

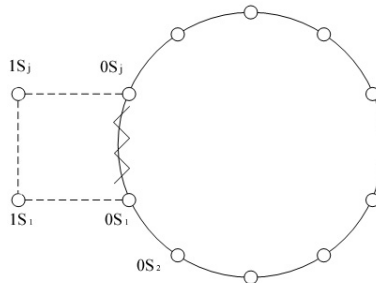


Figure 2.3 Constructing a Gray code of size $2k$

Source: [Manber 1989] (adapted).

Note: j in the figure equals $2(k - 1)$ and hence $j + 2$ equals $2k$.

Gray Codes (cont.)

Theorem 15 (2.10+). *There exist Gray codes of length $\log_2 k$ for any positive integer k that is a power of 2.*

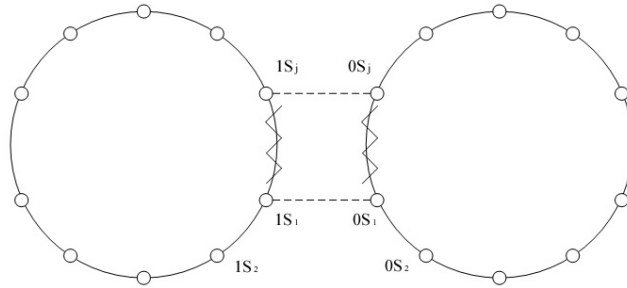


Figure 2.4 Constructing a Gray code from two smaller ones

Source: [Manber 1989] (adapted).

Gray Codes (cont.)

- 00, 01, 11, 10 (for 2^2 objects)
- 000, 001, 011, 010 (add a 0)
- 100, 101, 111, 110 (add a 1)
- Combine the preceding two codes (read the second in reversed order): 000, 001, 011, 010, 110, 111, 101, 100 (for 2^3 objects)

Gray Codes (cont.)

Theorem 16 (2.11–). *There exist Gray codes of length $\lceil \log_2 k \rceil$ for any positive even integer k .*

To generalize the result and ease the proof, we allow a Gray code to be *open* where the last name and the first name may differ by more than one bit.

Gray Codes (cont.)

Theorem 17 (2.11). *There exist Gray codes of length $\lceil \log_2 k \rceil$ for any positive integer $k \geq 2$. The Gray codes for the *even* values of k are *closed*, and the Gray codes for *odd* values of k are *open*.*

We in effect make the theorem stronger. A stronger theorem may be easier to prove, as we have a stronger induction hypothesis.

Gray Codes (cont.)

- 00, 01, 11 (open Gray code for 3 objects)
- 000, 001, 011 (add a 0)
- 100, 101, 111 (add a 1)
- Combine the preceding two codes (read the second in reversed order): 000, 001, 011, 111, 101, 100 (closed Gray code for 6 objects)

Gray Codes (cont.)

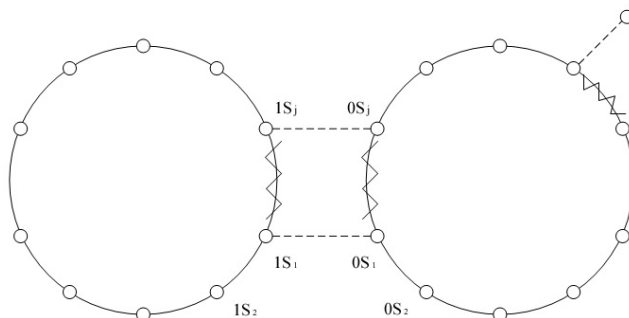


Figure 2.5 Constructing an open Gray code

Source: [Manber 1989] (adapted).

/* Base case ($k = 2$ or $k = 3$): The codes 0 and 1 of length 1 ($= \lceil \log_2 2 \rceil$) work for $k = 2$, while 00, 01, and 11 (which are open) of length 2 ($= \lceil \log_2 3 \rceil$) work for $k = 3$.

Inductive step ($k > 3$): we consider two cases, namely when k is even and when k is odd, separately.

Case 1: when k is even ($k = 2j$, for some $j > 1$). From the induction hypothesis, we have codes s_1, s_2, \dots, s_j of length $\lceil \log_2 j \rceil$ for j objects. Prepend a 0 to the codes to get $0s_1, 0s_2, \dots, 0s_j$ and a 1 to get $1s_1, 1s_2, \dots, 1s_j$. Pool together these two sequences of codes, we get $0s_1, 0s_2, \dots, 0s_j, 1s_1, 1s_2, \dots, 1s_j$ for $2j$ ($= k$) objects. Note that the first code $0s_1$ and the last code $1s_1$ differ by one bit. Also, the code length has become $\lceil \log_2 j \rceil + 1$, which equals $\lceil (\log_2 j) + 1 \rceil = \lceil \log_2 j + \log_2 2 \rceil = \lceil \log_2 2j \rceil = \lceil \log_2 k \rceil$.

Case 2: when k is odd ($k = 2j + 1$, for some $j > 1$). Again, from the induction hypothesis, we have codes s_1, s_2, \dots, s_j of length $\lceil \log_2 j \rceil$ for j objects. Prepend a 0 to the codes to get $0s_1, 0s_2, \dots, 0s_j$ and a 1 to get $1s_1, 1s_2, \dots, 1s_j$. Pool together these two sequences of codes, we get $0s_1, 0s_2, \dots, 0s_j, 1s_1, 1s_2, \dots, 1s_j$ for $2j$ objects of length $\lceil \log_2 2j \rceil$. We need one more code for the $2j + 1$ -st object. There are two cases: when j is a power of two and when j is not.

If j is a power of two, we simply prepend 0 to the codes for $2j$ objects to get $00s_1, 00s_2, \dots, 00s_j, 01s_1, \dots, 01s_2, 01s_j$. To the $2j + 1$ -st object we assign $11s_1$, which is unused. This results in the sequence of codes $00s_1, 00s_2, \dots, 00s_j, 01s_1, \dots, 01s_2, 01s_j, 11s_1$, where only the last code $11s_1$ differs from the first code $00s_1$ by two bits and the codes are open as expected. The code length has become $\lceil \log_2 2j \rceil + 1$, which equals $\lceil \log_2(2j + 1) \rceil$ (as j is a power of two) $= \lceil \log_2 k \rceil$.

If j is not a power of two, there are code words of length $\lceil \log_2 2j \rceil$ not appearing in $0s_1, 0s_2, \dots, 0s_j, 1s_1, 1s_2, \dots, 1s_j$ for $2j$ objects. Among these unused code words, there must be one that differs from one of the codes for $2j$ objects by exactly one bit. (Why? One way to argue this is to recall the existence of Gray codes for any integer that is a power of two. Envision the codes for the smallest power of two larger than $2j$ being arranged in a circle. Mark the ones that appear in the codes for $2j$ objects. There must be an unmarked code that is adjacent to some marked code. The unmarked code is what we need and it differs from an adjacent marked code by exactly one bit.) We insert this code word into the sequence in the appropriate position to get the codes for $2j + 1$ objects. The code length remains $\lceil \log_2 2j \rceil = \lceil \log_2(2j + 1) \rceil$ (as j is not a power of two) $= \lceil \log_2 k \rceil$. */

4 Reversed Induction

Arithmetic vs. Geometric Mean

Theorem 18 (2.13). *If x_1, x_2, \dots, x_n are all positive numbers, then $(x_1 x_2 \cdots x_n)^{\frac{1}{n}} \leq \frac{x_1 + x_2 + \cdots + x_n}{n}$.*

First use the standard induction to prove the case of powers of 2 and then use the reversed induction principle below to prove for all natural numbers.

Theorem 19 (Reversed Induction Principle). *If a statement P , with a parameter n , is true for an infinite subset of the natural numbers, and if, for every $n > 1$, the truth of P for n implies its truth for $n - 1$, then P is true for all natural numbers.*

Arithmetic vs. Geometric Mean (cont.)

- For all powers of 2, i.e., $n = 2^k$, $k \geq 1$: by induction on k .
- Base case: $(x_1 x_2)^{\frac{1}{2}} \leq \frac{x_1 + x_2}{2}$, squaring both sides
- Inductive step:

$$\begin{aligned}
 & (x_1 x_2 \cdots x_{2^{k+1}})^{\frac{1}{2^{k+1}}} \\
 = & [(x_1 x_2 \cdots x_{2^k})^{\frac{1}{2^k}}]^{\frac{1}{2}} \\
 = & [(x_1 x_2 \cdots x_{2^k})^{\frac{1}{2^k}} (x_{2^k+1} x_{2^k+2} \cdots x_{2^{k+1}})^{\frac{1}{2^k}}]^{\frac{1}{2}} \\
 \leq & \frac{(x_1 x_2 \cdots x_{2^k})^{\frac{1}{2^k}} + (x_{2^k+1} x_{2^k+2} \cdots x_{2^{k+1}})^{\frac{1}{2^k}}}{2}, \text{ from the base case} \\
 \leq & \frac{\frac{x_1 + x_2 + \cdots + x_{2^k}}{2^k} + \frac{x_{2^k+1} + x_{2^k+2} + \cdots + x_{2^{k+1}}}{2^k}}{2}, \text{ from the Ind. Hypo.} \\
 = & \frac{x_1 + x_2 + \cdots + x_{2^{k+1}}}{2^{k+1}}
 \end{aligned}$$

Arithmetic vs. Geometric Mean (cont.)

- For all natural numbers: by reversed induction on n .
- Base case: the theorem holds for all powers of 2.
- Inductive step: observe that

$$\frac{x_1 + x_2 + \cdots + x_{n-1}}{n-1} = \frac{x_1 + x_2 + \cdots + x_{n-1} + \frac{x_1 + x_2 + \cdots + x_{n-1}}{n-1}}{n}.$$

Arithmetic vs. Geometric Mean (cont.)

$$\begin{aligned}
 (x_1 x_2 \cdots x_{n-1} (\frac{x_1 + x_2 + \cdots + x_{n-1}}{n-1}))^{\frac{1}{n}} & \leq \frac{x_1 + x_2 + \cdots + x_{n-1} + \frac{x_1 + x_2 + \cdots + x_{n-1}}{n-1}}{n} \\
 & \text{(from the Ind. Hypo.)} \\
 (x_1 x_2 \cdots x_{n-1} (\frac{x_1 + x_2 + \cdots + x_{n-1}}{n-1}))^{\frac{1}{n}} & \leq \frac{x_1 + x_2 + \cdots + x_{n-1}}{n-1} \\
 (x_1 x_2 \cdots x_{n-1} (\frac{x_1 + x_2 + \cdots + x_{n-1}}{n-1})) & \leq (\frac{x_1 + x_2 + \cdots + x_{n-1}}{n-1})^n \\
 (x_1 x_2 \cdots x_{n-1}) & \leq (\frac{x_1 + x_2 + \cdots + x_{n-1}}{n-1})^{n-1} \\
 (x_1 x_2 \cdots x_{n-1})^{\frac{1}{n-1}} & \leq (\frac{x_1 + x_2 + \cdots + x_{n-1}}{n-1})
 \end{aligned}$$

5 Loop Invariants

Loop Invariants

- An *invariant* at some point of a program is an assertion that holds whenever execution of the program reaches that point.
- Invariants are a bridge between the **static text** of a program and its **dynamic computation**.
- An invariant at the front of a while loop is called a *loop invariant* of the while loop.
- A loop invariant is formally established by induction.
 - Base case: the assertion holds right before the loop starts.
 - Inductive step: assuming the assertion holds before the i -th iteration ($i \geq 1$), it holds again after the iteration.

A Variant of Euclid's Algorithm

```
Algorithm myEuclid (m, n);
begin
  // assume that m > 0 and n > 0
  x := m;
  y := n;
  while x ≠ y do
    if x < y then swap(x,y);
    x := x - y;
  od
  ...
end
```

where $\text{swap}(x,y)$ exchanges the values of x and y .

A Variant of Euclid's Algorithm (cont.)

Theorem 20 (Correctness of myEuclid). *When Algorithm myEuclid terminates, x or y stores the value of $\text{gcd}(m, n)$ (assuming that $m, n > 0$ initially).*

Lemma 21. *Let $\text{Inv}(m, n, x, y)$ denote the assertion:*

$$x > 0 \wedge y > 0 \wedge \text{gcd}(x, y) = \text{gcd}(m, n).$$

Then, $\text{Inv}(m, n, x, y)$ is a loop invariant of the while loop, assuming that $m, n > 0$ initially.

See separate handout for a detailed proof.