

Homework 9

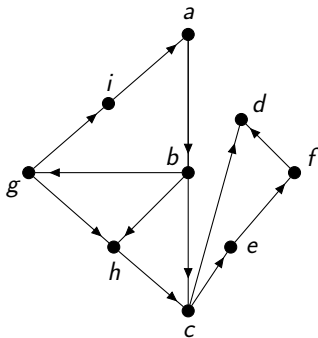
林宏陽、周若涓、曾守瑜

Problem1 (a)

Run the strongly connected components algorithm on the directed graph shown in Figure 1.

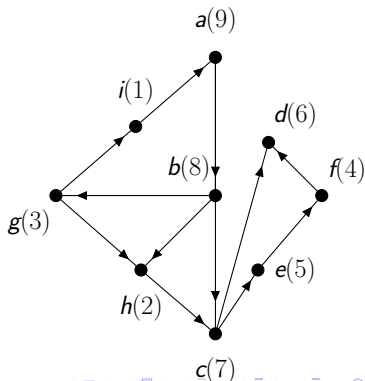
When traversing the graph, the algorithm should follow the given DFS numbers.

Show the *High* values as computed by the algorithm in each step.



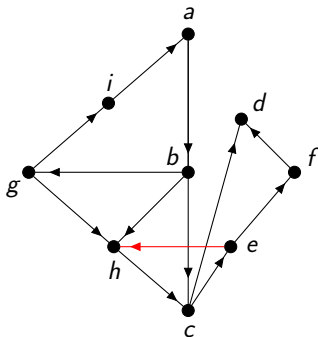
Problem1 (a)

Vertex	a	b	c	d	e	f	g	h	i
DFS_N	9	8	7	6	5	4	3	2	1
a	9	-	-	-	-	-	-	-	-
b	9	8	-	-	-	-	-	-	-
c	9	8	7	-	-	-	-	-	-
(d)	9	8	7	6	-	-	-	-	-
c	9	8	7	6	-	-	-	-	-
e	9	8	7	6	5	-	-	-	-
(f)	9	8	7	6	5	4	-	-	-
(e)	9	8	7	6	5	4	-	-	-
(c)	9	8	7	6	5	4	-	-	-
b	9	8	7	6	5	4	-	-	-
g	9	8	7	6	5	4	3	-	-
(h)	9	8	7	6	5	4	3	2	-
g	9	8	7	6	5	4	3	2	-
i	9	8	7	6	5	4	3	2	1
i	9	8	7	6	5	4	3	2	9
g	9	8	7	6	5	4	9	2	9
b	9	9	7	6	5	4	9	2	9
(a)	9	9	7	6	5	4	9	2	9



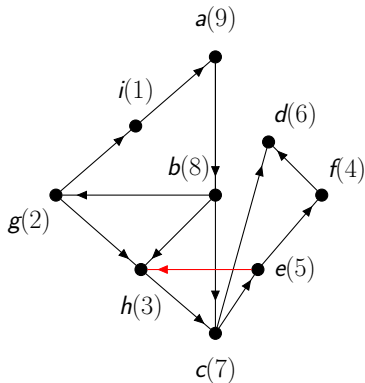
Problem1 (b)

Add the edge $(5, 8)$ ($= (e, h)$) to the graph and discuss the changes this makes to the execution of the algorithm.



Problem1 (b)

Vertex	a	b	c	d	e	f	g	h	i
DFS_N	9	8	7	6	5	4	2	3	1
a	9	-	-	-	-	-	-	-	-
b	9	8	-	-	-	-	-	-	-
c	9	8	7	-	-	-	-	-	-
ⓓ	9	8	7	6	-	-	-	-	-
c	9	8	7	6	-	-	-	-	-
e	9	8	7	6	5	-	-	-	-
ⓕ	9	8	7	6	5	4	-	-	-
e	9	8	7	6	5	4	-	-	-
h	9	8	7	6	5	4	-	3	-
h	9	8	7	6	5	4	-	7	-
e	9	8	7	6	7	4	-	7	-
ⓐ	9	8	7	6	7	4	-	7	-
b	9	8	7	6	7	4	-	7	-
g	9	8	7	6	7	4	2	7	-
i	9	8	7	6	7	4	2	7	1
i	9	8	7	6	7	4	2	7	9
g	9	8	7	6	7	4	9	7	9
b	9	9	7	6	7	4	9	7	9
ⓐ	9	9	7	6	7	4	9	7	9

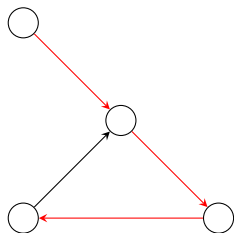


Problem2

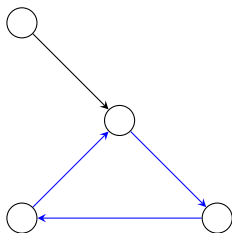
Let $G = (V, E)$ be a directed graph, and let T be a DFS tree of G . Prove that the intersection of the edges of T with the edges of any strongly connected component of G form a subtree of T .

Problem2(cont'd)

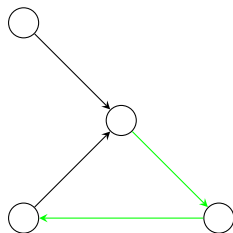
Simple example



(a) DFS tree



(b) SCC edges



(c) intersection

Problem2(cont'd)

Proof by contradiction:

Suppose the intersection are two subtrees T_1 and T_2 . Because T_1 and T_2 are in the same strongly connected component, according to the property of SCC, there must be an edge from T_1 to T_2 and an edge from T_2 to T_1 .

No matter which subtree the DFS procedure reaches first, it will finally go through the edge which connects T_1 and T_2 and visit the other subtree. Then the DFS tree T must contain that edge but it clearly doesn't. Contradiction.

Problem3

Consider the algorithm discussed in class for determining the strongly connected components of a directed graph. Is the algorithm still correct if we replace the line

" $v.high := \max(v.high, w.DFS_Number)$ " by
" $v.high := \max(v.high, w.high)$ " ?

Why? Please explain.

Problem3(cont'd)

Algorithm

```
function STRONGLY_CONNECTED_COMPONENTS( $G, n$ )  
  for every vertex  $v$  of  $G$  do  
     $v.DFS\_Number := 0$ ;  
     $v.Component := 0$ ;  
   $Current\_Component := 0$ ;  $DFS\_N := 0$ ;  
  while  $v.DFS\_Number = 0$  for some  $v$  do  
     $SCC(v)$ 
```

Problem3(cont'd)

Algorithm

```
1: procedure SCC( $v$ )
2:    $v.DFS\_Number := DFS\_N$ ;
3:    $DFS\_N := DFS\_N - 1$ ;
4:   insert  $v$  into Stack;
5:    $v.High := v.DFS\_Number$ ;
6:   for all edges ( $v, w$ ) do
7:     if  $w.DFS\_Number = 0$  then
8:       SCC( $w$ );
9:        $v.High := \max(v.High, w.High)$ 
10:    else if  $w.DFS\_Number > v.DFS\_Number$  and
     $w.Component = 0$  then
11:       $v.High := \max(v.High, w.DFS\_Number)$ 
12:    if  $v.High = v.DFS\_Number$  then
13:       $CurrentComponent := CurrentComponent + 1$ ;
14:    repeat
15:      remove  $x$  from the top of Stack;
16:       $x.component := CurrentComponent$ 
17:    until  $x = v$ 
```

Problem3(cont'd)

Still correct.

Only when line 10 is True(We look at a vertex w that we have reached before and it does not belong to any SCC yet), we can reach line 11.

At this moment, if $w.DFS_Number$ and $w.High$ are the same then this case has no impact. If they are different, the only case is $w.DFS_Number < w.High$, indicating that v and w are in the same SCC. Since we will finally return to the vertex that is the leader of this SCC, its $High$ will set to $\max(v.High, w.High)$, which is exactly its DFS_Number (Because the propagation of the $High$ value of the SCC leader).

Hence when we reach line 11, we can argue that the algorithm is still correct if we replace line 11 by " $v.high := \max(v.high, w.high)$ ".
If you have trouble understanding this, draw a figure and trace the code!

Problem4

給定兩個 sequence，求出這兩個 sequence 的最長共同子序列

Problem4

開一個二維陣列

每格代表兩個子字串的最長共同子序列長度

-	a	b	c	a	b	c	a	b	c
-	0	0	0	0	0	0	0	0	0
a	0								
a	0								
a	0								
b	0								
b	0								
b	0								
c	0								
c	0								
c	0								

Problem4

首先先看 abcabcabc 與 a 能夠迸出什麼火花

```
- a b c a b c a b c
- 0 0 0 0 0 0 0 0 0
a 0
```

從最左邊開始看

```
- a b c a b c a b c
- 0 0 0 0 0 0 0 0 0
a 0
```

相當於找 a 與 a 的最長共同子序列

Problem4

$LCS(A, B) = 0$ if A or B are empty

$LCS(A, B) = LCS(A-1, B-1) + 1$ if $A = (A-1) + x, B = (B-1) + x$

Problem4

若有兩個字串 A 與 B，兩個字串的結尾相同，比如都是 x
那麼很明顯，A 與 B 的最長共同子序列應該是 A-1 與 B-1 (去掉結尾字元) 這兩個子字串的最長共同子序列，再加上原本被去掉的 x

在剛剛的例子，a 與 a 都有相同結尾
所以這格應該填上 (空字串) 與 (空字串) 的結果 +1
也就是 1

```
- a b c a b c a b c
- 0 0 0 0 0 0 0 0 0
a 0 1
```

Problem4

$LCS(A, B) = 0$ if A or B are empty

$LCS(A, B) = LCS(A-1, B-1)$ if $A = (A-1) + x, B = (B-1) + x$

otherwise...

$LCS(A, B) = \max(LCS(A-1, B), LCS(A, B-1), LCS(A-1, B-1))$

Problem4

若有兩個字串 A 與 B，兩個字串的結尾不同，比如 x 與 y
最長共同子序列不可能同時包含這兩個，因為這兩個 x y 都在結尾

所以就去檢查 A-1 與 B 的，以及 A 與 B-1 的，以及 A-1 與 B-1

```
- a b c a b c a b c
- 0 0 0 0 0 0 0 0 0
a 0 1
```

此時表格上方是 0 (ab 與空字串)、左方是 1 (a 與 a)、左上方是 0 (a 與空字串)。取最大的那個，也就是 1

```
- a b c a b c a b c
- 0 0 0 0 0 0 0 0 0
a 0 1 1
```

其中檢查左上方的程序可以省略 (why?)
時間複雜度是 $O(mn)$

Problem4

-	a	b	c	a	b	c	a	b	c
-	0	0	0	0	0	0	0	0	0
a	0	1	1	1	1	1	1	1	1
a	0	1	1	1	2	2	2	2	2
a	0	1	1	1	2	2	2	3	3
b	0	1	2	2	2	3	3	3	4
b	0	1	2	2	2	3	3	3	4
b	0	1	2	2	2	3	3	3	4
c	0	1	2	3	3	3	4	4	4
c	0	1	2	3	3	3	4	4	4
c	0	1	2	3	3	3	4	4	4

其中紅字代表這格是同字元結尾
也就是「左上 +1」步驟發生的地點

Problem4

```
function LCS(A, B)
  m := len(A), n := len(B);
  initialize Table with type int[m + 1][n + 1];
  for i from 0 to m do
    for j from 0 to n do
      if i = 0 or j = 0 then
        Table[i][j] := 0;
      else if A[i - 1] = B[j - 1] then
        Table[i][j] := Table[i - 1][j - 1] + 1;
      else
        Table[i][j] := max(Table[i][j - 1], Table[i - 1][j]);
  return Table[m][n];
```

Problem5

給定一個 sequence，求出最長遞增子序列

Problem5

$\text{length}(n) = \max(\text{length}(i) + 1 \text{ for } i \text{ in } 0..(n-1) \text{ if } S[i] < S[n])$

Problem5

開一個陣列 *length*

1 3 11 5 12 14 7 9 15

1 1 1 1 1 1 1 1 1

一開始都是 1，因為只由自己構成的最長遞增子序列長度就是 1

Problem5

首先固定最左邊的元素，也就是確定 $\text{length}(0)$ 的值
看後面哪些元素可以接在他後面

```
1 3 11 5 12 14 7 9 15
1 1 1 1 1 1 1 1 1
```

很明顯 3 可以接在 1 後面，且 (1, 3) 比 (3) 長，所以值更新為 2
從遞迴表達的角度來看， $\text{length}(1) = \max(\text{length}(0)+1, \dots)$

```
1 3 11 5 12 14 7 9 15
1 2 1 1 1 1 1 1 1
```

以此類推

```
1 3 11 5 12 14 7 9 15
1 2 2 2 2 2 2 2 2
```

Problem5

接下來固定第二項元素，並照這個作法做下去

1 3 11 5 12 14 7 9 15

1 2 3 3 3 3 3 3 3

當我們固定 11 時，出現了不能接在 11 後面的元素

1 3 11 5 12 14 7 9 15

1 2 3 3 3 3 3 3 3

那麼就不要更動，於是這輪的結果是

1 3 11 5 12 14 7 9 15

1 2 3 3 4 4 3 3 4

此時 5 的那格 3 代表 (1, 3, 5)，7 的那格 3 則是 (1, 3, 7)
length(n) 代表目前為止，以 S[n] 為終點的最長遞增子序列為何
把所有元素都固定一次，就能找到當中最長的

Problem5

接下來固定 5，遇到比較大的 12 了

1 3 11 5 12 14 7 9 15

1 2 3 3 4 4 3 3 4

要不要更動值？

前面說過 5 的那格 3 代表 (1, 3, 5)

而 12 那格 4 則是 (1, 3, 11, 12)

要讓 4 變成 5 的話，代表會有 (1, 3, 11, 5, 12)，不合題意

所以應該是拿 5 的那個序列與 12 產生的 (1, 3, 5, 12) 與 12 原本帶有的 (1, 3, 11, 12) 來比，也就是， $\max(3 + 1, 4)$

1 3 11 5 12 14 7 9 15

1 2 3 3 4 4 3 3 4

$\text{length}(4) = \max(\text{length}(0)+1, \text{length}(1)+1, \text{length}(2)+1, \text{length}(3)+1)$

Problem5

最終結果

1 3 11 5 12 14 7 9 15

1 2 3 3 4 5 4 5 6

答案取 6

Problem5

```
function LIS(S)
  n := len(S);
  initialize length with type int[n];
  for i from 0 to (n-1) do
    length[i] := 1;
  for i from 0 to (n-1) do
    for j from (i+1) to (n-1) do
      if S[i] < S[j] then
        length[j] := max(length[i]+1, length[j]);
  return max(length);
```

複雜度為 $O(n^2)$

Problem5

有另外一種演算法可以降低複雜度 ?!
依然是基於同樣的遞迴關係

Problem5

開一個 list

```
1 2 3 4 5 6 7  
- - - - - - -
```

一開始先把開頭元素放進去

```
1 2 3 4 5 6 7  
1 - - - - - -
```

這象徵了 1 這個元素對應到的 length 值是 1

Problem5

接下來看 3 要放哪？

由關係式我們知道要往前看比 3 小的元素的 length 值再 +1
在 list 當中的操作是：找到比自己**略小**的元素，往後方加上去

```
1 2 3 4 5 6 7
1 3 - - - - -
```

加入 11 也同理。那麼加入 5 的時候呢？

由於 11 比 5 大，所以 11 對應到的 length 不納入考量

```
1 2 3 4 5 6 7
1 3 11 - - - -
```

此時略小於 5 的元素是 3，於是在 3 的後面加上 5

```
1 2 3 4 5 6 7
1 3 11 - - - -
      5
```


Problem5

放進 12

在 12 前面，11 與 5 都有最大的 length

1	2	3	4	5	6	7
1	3	11	-	-	-	-
		5	12			

我們可以只看 5 就好，因為可能出現介於 5 與 11 的數字，他可以放在 5 後面變成最長

也就是，上頭的 11 是可以忽略的

1	2	3	4	5	6	7
1	3	5	12	-	-	-

這是演算法運行時，list 實際的內容

Problem5

又因為我們是挑正好略小的元素塞到右邊
所以被取代的格子右方的數字（如果有的話）必然比塞進去的數字大
所以這個 list 總會是有序的

二元搜尋！

利用二元搜尋就能在 \log 時間級找到略小的元素在哪！
時間複雜度變成 $O(n \log n)$

Problem5

```
function LIS2(S)
  n := len(S), max_length := 1;
  initialize List with type int[n];
  List[0] := S[0];
  for i from 1 to (n-1) do
    find the largest element in List[0:max_length] that is
    smaller than S[i];
    put S[i] right after the element;
    if S[i] is put beyond List[0:max_length] then
      max_length++;
  return max_length;
```

C++ 的 `std::lower_bond` 函數就提供了「給出略小的元素的右邊」在哪的功能。

Problem5

範例題，概念上最終結果就是

1	2	3	4	5	6	7
1	3	11	-	-	-	-
		5	12	14		
			7	9	15	

實際內容則是

1	2	3	4	5	6	7
1	3	5	7	9	15	-