

Algorithms 2022: Data Structures

A Supplement (Based on [Manber 1989])

Yih-Kuen Tsay

September 30, 2022

1 Heaps

Heaps

- A (max binary) heap is a **complete binary tree** whose keys satisfy the heap property:
the key of every node is greater than or equal to the key of any of its children.
- It supports the two basic operations of a **priority queue**:
 - *Insert*(x): insert the key x into the heap.
 - *Remove*() : remove and return the largest key from the heap.

Heaps (cont.)

- A complete binary tree can be represented implicitly by an array A as follows:
 1. The root is stored in $A[1]$.
 2. The **left child** of $A[i]$ is stored in $A[2i]$ and the **right child** is stored in $A[2i + 1]$.

Heaps (cont.)

Algorithm Remove_Max_from_Heap (A, n);

begin

```
  if  $n = 0$  then print "the heap is empty"  
  else Top_of_the_Heap :=  $A[1]$ ;  
     $A[1]$  :=  $A[n]$ ;  $n$  :=  $n - 1$ ;  
    parent := 1; child := 2;  
    while  $child \leq n - 1$  do  
      if  $A[child] < A[child + 1]$  then  
         $child$  :=  $child + 1$ ;  
      if  $A[child] > A[parent]$  then  
        swap( $A[parent]$ ,  $A[child]$ );  
         $parent$  :=  $child$ ;  
         $child$  :=  $2 * child$   
    else  $child$  :=  $n$ 
```

end

Heaps (cont.)

```
Algorithm Insert_to_Heap ( $A, n, x$ );  
begin  
   $n := n + 1$ ;  
   $A[n] := x$ ;  
   $child := n$ ;  
   $parent := n \text{ div } 2$ ;  
  while  $parent \geq 1$  do  
    if  $A[parent] < A[child]$  then  
       $swap(A[parent], A[child])$ ;  
       $child := parent$ ;  
       $parent := parent \text{ div } 2$   
    else  $parent := 0$   
end
```

2 AVL Trees

AVL Trees

Definition 1. An AVL tree is a binary search tree such that, for every node, the **difference between the heights** of its left and right subtrees is **at most 1** (the height of an empty tree is defined as 0).

This definition guarantees a maximal height of $O(\log n)$ for any AVL tree of n nodes.

/* Let $G(h)$ denote the least possible number of nodes contained in an AVL tree of height h ; the empty tree has height -1 and a single-node tree has height 0. A recurrence relation for $G(h)$ can be defined as follows:

$$\begin{cases} G(-1) &= 0 \\ G(0) &= 1 \\ G(h) &= G(h-1) + G(h-2) + 1, \quad h \geq 1 \end{cases}$$

A precise solution to $G(h)$ may be derived by establishing the relation $G(h) = F(h+3) - 1$, where $F(i)$ is the i -th Fibonacci number (as defined in Chapter 3.5 of Manber's book) for which we already know the closed form; the proof is quite simple by induction. So, for any AVL tree with n nodes and of height h , $n \geq G(h) \geq F(h+3) - 1 \geq ca^h$ (for some positive constants c and a and sufficiently large n). It follows that $h = O(\log n)$. */

AVL Trees (cont.)

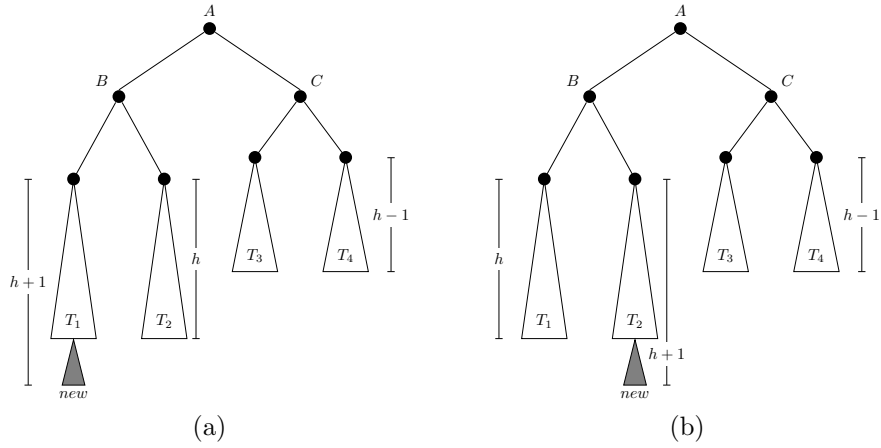


Figure: Insertions that invalidate the AVL property.
 Source: redrawn from [Manber 1989, Figure 4.13].

AVL Trees (cont.)

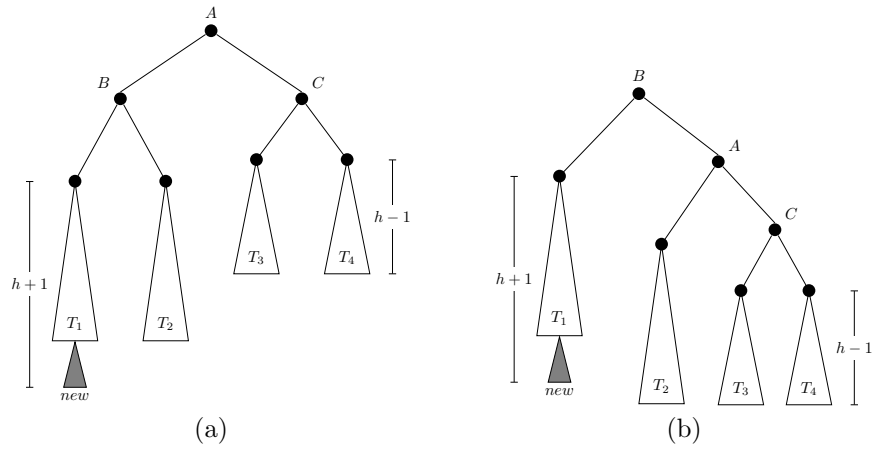


Figure: A single rotation: (a) before; (b) after.
 Source: redrawn from [Manber 1989, Figure 4.14].

AVL Trees (cont.)

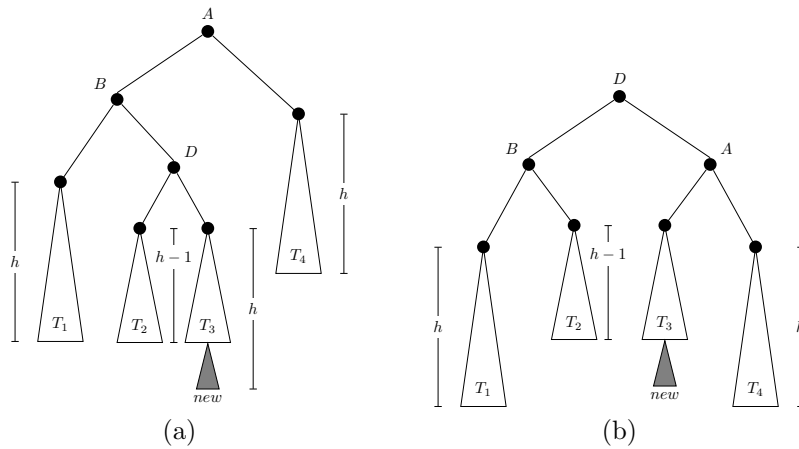


Figure: A double rotation: (a) before; (b) after.
 Source: redrawn from [Manber 1989, Figure 4.15].

3 Union-Find

Union-Find

- There are n elements x_1, x_2, \dots, x_n divided into groups. Initially, each element is in a group by itself.
- Two operations on the elements and groups:
 - $find(A)$: returns the name of A 's group.
 - $union(A, B)$: combines A 's and B 's groups to form a new group with a unique name.
- To tell if two elements are in the same group, one may issue a find operation for each element and see if the returned names are the same.

Union-Find (cont.)

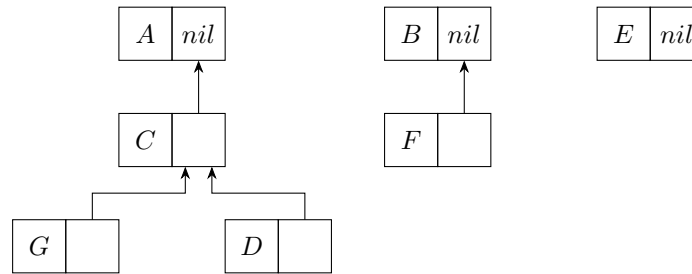


Figure: The representation for the union-find problem.
 Source: redrawn from [Manber 1989, Figure 4.16].

Balancing

- The root also stores the number of elements in (i.e., the size of) its group.
- To *balance* the tree resulted from a union operation, *let the smaller group join the larger group* and update the size of the larger group accordingly.

Theorem 2 (Theorem 4.2). *If balancing is used, then any tree of height h (≥ 0) must contain at least 2^h elements.*

/ This can be proven by induction on the number n (≥ 1) of elements/nodes. */*

- Any sequence of m find or union operations (where $m \geq n$) takes $O(m \log n)$ steps.

Union-Find (cont.)

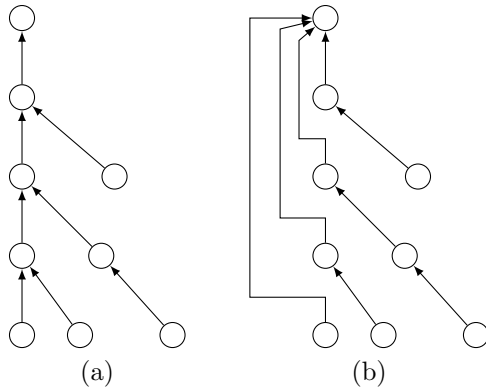


Figure: Path compression: (a) before; (b) after.

Source: redrawn from [Manber 1989, Figure 4.17].

Effect of Path Compression

Theorem 3 (Theorem 4.3). *If both balancing and path compression are used, any sequence of m find or union operations (where $m \geq n$) takes $O(m \log^* n)$ steps.*

The value of $\log^* n$ intuitively equals the number of times that one has to apply \log to n to bring its value down to 1.

Code for Union-Find

```

Algorithm Union_Find_Init(A,n);
begin
  for i := 1 to n do
    A[i].parent := nil;
    A[i].size := 1
  end

Algorithm Find(a);
begin
  if A[a].parent <> nil then
    A[a].parent := Find(A[a].parent);
    Find := A[a].parent;
  else
    Find := a
  end
end

```

Code for Union-Find (cont.)

```

Algorithm Union(a,b);
begin
  x := Find(a);
  y := Find(b);
  if x <> y then
    if A[x].size > A[y].size then
      A[y].parent := x;
      A[x].size := A[x].size + A[y].size;
    else
      A[x].parent := y;
      A[y].size := A[x].size + A[y].size;
    end
  end
end

```

```
    else
      A[x].parent := y;
      A[y].size := A[y].size + A[x].size
    end
  end
```