

Classical Encryption Techniques

Yih-Kuen Tsay

Department of Information Management
National Taiwan University

Symmetric Encryption/Ciphers

- 🌐 Also known as
 - ☀ conventional,
 - ☀ single-key, or
 - ☀ secret-keyencryption
- 🌐 Encryption and decryption performed with the **same** key
- 🌐 Most widely used type of ciphers

Simplified Model of Symmetric Encryption

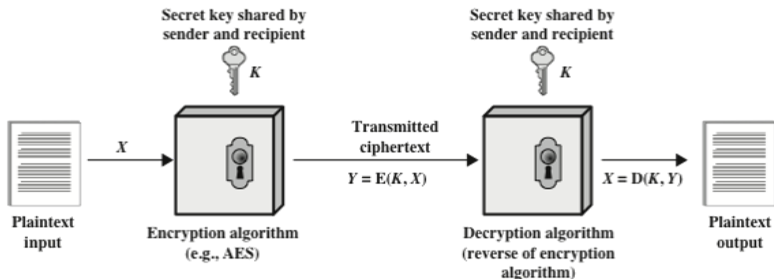








Figure 2.1 Simplified Model of Symmetric Encryption


Source: Figure 2.1, Stallings 2014

Symmetric Encryption in Essence

Setting:

-  X : the plaintext
-  Y : the ciphertext
-  E : the encryption algorithm
-  D : the decryption algorithm
-  K : the secret key

 $Y = E(K, X)$ or $Y = E_K(X)$

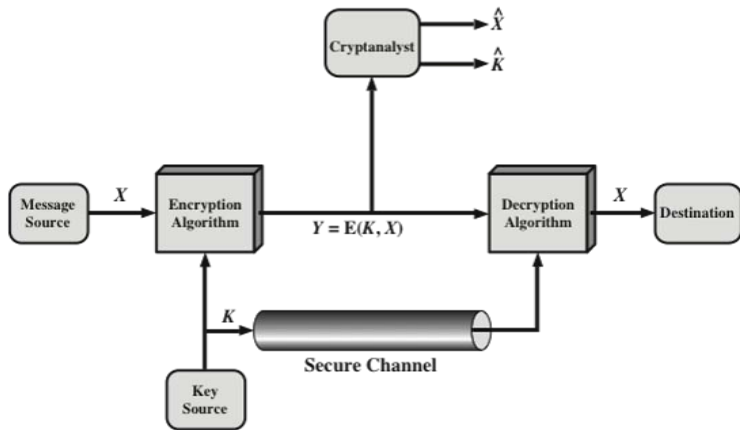
 $X = D(K, Y)$ or $X = D_K(Y)$

 E_K and D_K are the inverse function of each other!

Security of Secret-Key Encryption

- 🌐 Encryption algorithm must be **strong enough**: impossible to decrypt a message based on the ciphertext alone
- 🌐 Depends on the secrecy of the **key**, **not** the secrecy of the **algorithm**
- 🌐 Do not need to keep the algorithm secret; only need to keep the key secret
- 🌐 Feasible for **wide-spread use**

Model of Conventional Cryptosystem



$$Y = E(K, X); X = D(K, Y)$$

Source: Figure 2.2, Stallings 2014

Dimensions of Cryptographic Systems

- 🌐 The type of operations used for the security-related transformation:
 - ☀ substitution and/or
 - ☀ transposition (permutation)
- 🌐 The number of keys used:
 - ☀ one key (symmetric encryption) or
 - ☀ two keys (asymmetric encryption)
- 🌐 The way in which the plaintext is processed:
 - ☀ block cipher or
 - ☀ stream cipher

Cryptanalysis

Cryptanalysis is the process of attempting to discover plaintext or key or both.

- 🌐 **Ciphertext only**: all that is available is the ciphertext.
 - ☀️ the brute-force approach
 - ☀️ statistical approaches (must first have some general idea about the type of plaintext)
- 🌐 **Known plaintext**: feasible if certain plaintext patterns are known to appear in a message.
- 🌐 **Chosen plaintext**: feasible if the analyst is able to insert chosen messages into the system.
- 🌐 **Chosen ciphertext**
- 🌐 **Chosen text**

Attacks on Encrypted Messages

Type of Attack	Known to Cryptanalyst
Ciphertext Only	<ul style="list-style-type: none"> • Encryption algorithm • Ciphertext
Known Plaintext	<ul style="list-style-type: none"> • Encryption algorithm • Ciphertext • One or more plaintext-ciphertext pairs formed with the secret key
Chosen Plaintext	<ul style="list-style-type: none"> • Encryption algorithm • Ciphertext • Plaintext message chosen by cryptanalyst, together with its corresponding ciphertext generated with the secret key
Chosen Ciphertext	<ul style="list-style-type: none"> • Encryption algorithm • Ciphertext • Ciphertext chosen by cryptanalyst, together with its corresponding decrypted plaintext generated with the secret key
Chosen Text	<ul style="list-style-type: none"> • Encryption algorithm • Ciphertext • Plaintext message chosen by cryptanalyst, together with its corresponding ciphertext generated with the secret key • Ciphertext chosen by cryptanalyst, together with its corresponding decrypted plaintext generated with the secret key

Source: Table 2.1, Stallings 2014

Strength of Encryption Schemes

- 🌐 **Unconditionally secure:** unbreakable no matter how much ciphertext is available
- 🌐 **Computationally secure:**
 - ☀️ The **cost** exceeds the value of the encrypted information
 - ☀️ The **time** required exceeds the useful lifetime of the information






Exhaustive Key Search

Key Size (bits)	Number of Alternative Keys	Time Required at 1 Decryption/ μ s	Time Required at 10^6 Decryptions/ μ s
32	$2^{32} = 4.3 \times 10^9$	$2^{31} \mu$ s = 35.8 minutes	2.15 milliseconds
56	$2^{56} = 7.2 \times 10^{16}$	$2^{55} \mu$ s = 1142 years	10.01 hours
128	$2^{128} = 3.4 \times 10^{38}$	$2^{127} \mu$ s = 5.4×10^{24} years	5.4×10^{18} years
168	$2^{168} = 3.7 \times 10^{50}$	$2^{167} \mu$ s = 5.9×10^{36} years	5.9×10^{30} years
26 characters (permutation)	$26! = 4 \times 10^{26}$	$2 \times 10^{26} \mu$ s = 6.4×10^{12} years	6.4×10^6 years

Source: Table 2.2, Stallings 2010

Substitution Techniques

A *substitution technique* is one in which the letters of plaintext are replaced by other letters or by numbers or symbols.

-  Caesar Cipher
-  Monoalphabetic Ciphers
-  Playfair Cipher
-  Hill Cipher
-  Polyalphabetic Ciphers

The Caesar Cipher

- Each letter replaced with the letter standing three places further down the alphabet

plain: abcdefghijklmnopqrstuvwxyz

cipher: DEFGHIJKLMNOPQRSTUVWXYZABC

plain: meet me after the toga party

cipher: PHHW PH DIWHU WKH WRJD SDUWB

- The shift or key (which is 3) may be generalized to get General Caesar cipher:

$$C = E_k(p) = (p + k) \bmod 26, \text{ where } 1 \leq k \leq 25$$

$$\text{Decryption: } p = D_k(C) = (C - k) \bmod 26$$

Cryptanalysis of Caesar Cipher

KEY	PHHW	PH	DIWHU	WKH	WRJD	SDUWB
1	oggv	og	chvgt	vjg	vqic	rctva
2	nffu	nf	bgufs	uif	uphb	qbsuz
3	meet	me	after	the	toga	party
4	ldds	ld	zesdq	sgd	snfz	ozqsx
5	kceer	kc	ydrpc	rfc	rmey	nyprw
6	jbbq	jb	xcqbo	qeb	qldx	moxqv
7	iaap	ia	wpan	pda	pkcw	lwnpu
8	hzzo	hz	vaozm	ocz	ojbv	kvmot
9	gyyn	gy	uznyl	nby	niau	julns
10	fxxm	fx	tymxk	max	mhzt	itkmr
11	ewwl	ew	sxlwj	lzw	lgys	hsjlk
12	dvvk	dv	rkwvi	kyv	kfxr	grikp
13	cuuj	cu	qvjuh	jxu	jewq	fqhjo
14	btti	bt	puitg	iwt	idvp	epgin
15	assh	as	othsf	hvs	hcuo	dofhm
16	zrrg	zr	nsgrc	gur	gbtn	cnegl
17	yqqf	yq	mrfqd	ftq	fasm	bmdfk
18	xppe	xp	lqepc	esp	ezrl	alcej
19	wood	wo	kpdob	dro	dyqk	zkbdi
20	vnnv	vn	jocna	cqn	cxpj	yjach
21	ummb	um	inbmz	bpm	bwoi	xizbg
22	tlla	tl	hmaly	aol	avnh	whyaf
23	skkz	sk	glzxx	znk	zumg	vqxze
24	rjjy	rj	fkyjw	ymj	ytlf	ufwyd
25	qiix	qi	ejxiv	xli	xske	tevxc

Figure 2.3 Brute-Force Cryptanalysis of Caesar Cipher

Breaking General Caesar Ciphers

Three characteristics of general Caesar ciphers enable us to use a brute-force cryptanalysis:

- 🌐 Encryption and decryption algorithms known
- 🌐 Only 25 keys to try
- 🌐 Language of the plaintext known and easily recognizable

Mono-alphabetic Ciphers

- 🌐 Substitution represented by an arbitrary **permutation** of the alphabet
- 🌐 26! possible permutations (or keys) for English
- 🌐 If language of the plaintext is known, **regularities** of the language may be **exploited**

Relative Frequency of English Letters

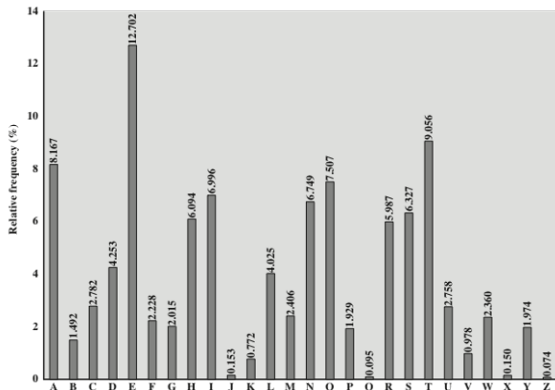


Figure 2.5 Relative Frequency of Letters in English Text

Source: Figure 2.5, Stallings 2014

Breaking a Mono-alphabetic Cipher

UZQSOVUOHXMOPVGPOZPEVSGZWSZOPFPESXUDBMETSXAIZ
 VUEPHZHMDZSHZOWSFPAPPDTSVPPQUZWYMXUZUHSX
 EPYEPOPZSZUFPOMBZWPFUPZHMDJUDTMOHMQ

1. Examine the relative frequency.

P	13.33	H	5.83	F	3.33	B	1.67	C	0.00
Z	11.67	D	5.00	W	3.33	G	1.67	K	0.00
S	8.33	E	5.00	Q	2.50	Y	1.67	L	0.00
U	8.33	V	4.17	T	2.50	I	0.83	N	0.00
O	7.50	X	4.17	A	1.67	J	0.83	R	0.00
M	6.67								

Guess: P \rightarrow e and Z \rightarrow t (or the other way),
 {S,U,O,M,H} \rightarrow {r,n,i,o,a,s}, {A,B,G,Y,I,J} \rightarrow
 {w,v,b,k,x,q,j,z}.

Breaking a Mono-alphabetic Cipher (cont.)

2. Look for other regularities, particularly the frequency of two-letter combinations (digrams).

Guess: ZW \rightarrow th, Z \rightarrow t, P \rightarrow e.

3. ZWSZ \rightarrow th_t,

Guess: S \rightarrow a.

UZQSOVUOHXMOPVGPZPEVSGZWSZOPFPESXUDBMETSXAIZ
t a e e t e a t h a t e e a a
VUEPHZHMZSHZOWSFPAPPDTSVPQUZWYMXUZUHSX
e t t a t h a e e e a e t h t a
EPYEPOPDZSZUFPOMBZWPFUPZHMDJUDTMOHMQ
e e e t a t e t h e t

Improving Mono-alphabetic Ciphers

- 🌐 Easy to break, because they reflect the **frequency** data of the original alphabet
- 🌐 A countermeasure: provide **multiple substitutes** (homophones) for a single letter
- 🌐 Still, multi-letter patterns survive in the ciphertext
- 🌐 Two better approaches for improvement:
 - ☀️ Encrypt multiple letters of plaintext: Playfair Cipher
 - ☀️ Use multiple cipher alphabets: Hill Cipher

The Playfair Cipher

- Treats digrams in the plaintext as single units.
- Based on the use of a 5×5 matrix of letters constructed using a keyword.
- For example,

M	O	N	A	R
C	H	Y	B	D
E	F	G	I/J	K
L	P	Q	S	T
U	V	W	X	Z

The Playfair Cipher (cont.)

Encryption rules by example:

M	O	N	A	R
C	H	Y	B	D
E	F	G	I/J	K
L	P	Q	S	T
U	V	W	X	Z

1. balloon (the plaintext) \rightarrow ba lx lo on (repeating letters in the same pair separated by filler x)
2. ON \rightarrow NA (ON on the same row)
3. BA \rightarrow IB (BA on the same column)
4. LX \rightarrow SU, LO \rightarrow PM

Relative Frequency of Letter Occurrences

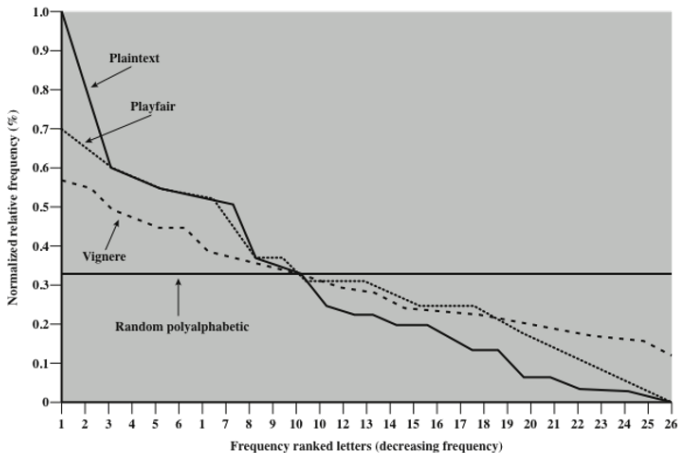


Figure 2.6 Relative Frequency of Occurrence of Letters

Source: Figure 2.6, Stallings 2014

The Hill Cipher

- m (successive) plaintext letters $\rightarrow m$ ciphertext letters
- Substitution determined by m linear equations, with $a = 0, b = 1, \dots, z = 25$

$$C_1 = (k_{11}p_1 + k_{12}p_2 + k_{13}p_3) \bmod 26$$

- For $m = 3$, $C_2 = (k_{21}p_1 + k_{22}p_2 + k_{23}p_3) \bmod 26$

$$C_3 = (k_{31}p_1 + k_{32}p_2 + k_{33}p_3) \bmod 26$$

$$\begin{pmatrix} C_1 \\ C_2 \\ C_3 \end{pmatrix} = \begin{pmatrix} k_{11} & k_{12} & k_{13} \\ k_{21} & k_{22} & k_{23} \\ k_{31} & k_{32} & k_{33} \end{pmatrix} \begin{pmatrix} p_1 \\ p_2 \\ p_3 \end{pmatrix} \pmod{26}$$

or

$$(C_1 \ C_2 \ C_3) = (p_1 \ p_2 \ p_3) \begin{pmatrix} k_{11} & k_{21} & k_{31} \\ k_{12} & k_{22} & k_{32} \\ k_{13} & k_{23} & k_{33} \end{pmatrix} \pmod{26}$$

The Hill Cipher (cont.)

- 🌐 **P, C**: row vectors of length m , representing the **plaintext** and **ciphertext**
- 🌐 **K**: invertible $m \times m$ matrix, representing the **encryption key**

$$\mathbf{C} = E_{\mathbf{K}}(\mathbf{P}) = \mathbf{PK}$$

$$\mathbf{P} = D_{\mathbf{K}}(\mathbf{C}) = \mathbf{CK}^{-1} = \mathbf{PKK}^{-1} = \mathbf{P}$$

- 🌐 Strong against a ciphertext-only attacks, but easily broken with a known plaintext attack

Breaking the Hill Cipher

Given: $(7\ 8)\mathbf{K} = (7\ 2)$, $(11\ 11)\mathbf{K} = (17\ 25)$

Setting up the equation: $\begin{pmatrix} 7 & 2 \\ 17 & 25 \end{pmatrix} = \begin{pmatrix} 7 & 8 \\ 11 & 11 \end{pmatrix} \mathbf{K}$

Calculating the needed inverse: $\begin{pmatrix} 7 & 8 \\ 11 & 11 \end{pmatrix}^{-1} = \begin{pmatrix} 25 & 22 \\ 1 & 23 \end{pmatrix}$

Calculating the key: $\mathbf{K} = \begin{pmatrix} 25 & 22 \\ 1 & 23 \end{pmatrix} \begin{pmatrix} 7 & 2 \\ 17 & 25 \end{pmatrix} = \begin{pmatrix} 3 & 2 \\ 8 & 5 \end{pmatrix}$

The result may be verified with other known plaintext-ciphertext pairs.

Calculating the Inverse of a Matrix

Let A be an invertible matrix (with a nonzero determinant). Its inverse A^{-1} can be computed as follows:

$$[A^{-1}]_{ij} = (-1)^{i+j} \times D_{ji} \times \det^{-1}(A)$$

where D_{ji} is the subdeterminant obtained by deleting the j -th row and the i -th column of A .

$$\det^{-1} \begin{pmatrix} 7 & 8 \\ 11 & 11 \end{pmatrix} = (-11)^{-1} = 15^{-1} = 7 \pmod{26}$$

$$\begin{pmatrix} 7 & 8 \\ 11 & 11 \end{pmatrix}^{-1} = \begin{pmatrix} 11 \times 7 & -8 \times 7 \\ -11 \times 7 & 7 \times 7 \end{pmatrix} = \begin{pmatrix} 25 & 22 \\ 1 & 23 \end{pmatrix} \pmod{26}$$

Poly-alphabetic Ciphers

- 🌐 To improve on simple monoalphabetic ciphers, juggle different monoalphabetic substitutions
- 🌐 This is called *polyalphabetic* cipher
- 🌐 Common features:
 - ☀️ A set of related monoalphabetic substitution rules
 - ☀️ A key determines which particular rule is chosen

The Vigenère Cipher

- Best-known polyalphabetic cipher
- Monoalphabetic substitution rules consist of the 26 general Caesar ciphers
- Each cipher is denoted by a key letter, which is the ciphertext letter that substitutes for letter 'a'

key: deceptivedeceptivedeceptive
plain: wearediscoveredsaveyourself
cipher: ZICVTWQNGRZGVTWAVZHCQYGLMGJ

(Note: $d = 3$, $w = 22$, and $3 + 22 = 25 = Z$; so, w is mapped to Z under the key d .)

- Multiple ciphertext letters for each plaintext letter

The Vernam Cipher

- 🌐 The encryption scheme is expressed as

$$C_i = p_i \oplus k_i$$

where $p_i = i$ -th binary digit of plaintext,

$k_i = i$ -th binary digit of key, and

$C_i = i$ -th binary digit of ciphertext

- 🌐 The **one-time pad** scheme uses a random key for the Vernam cipher; in principle, unbreakable
- 🌐 Rarely used due to **key management** problems

The Vernam Cipher (cont.)

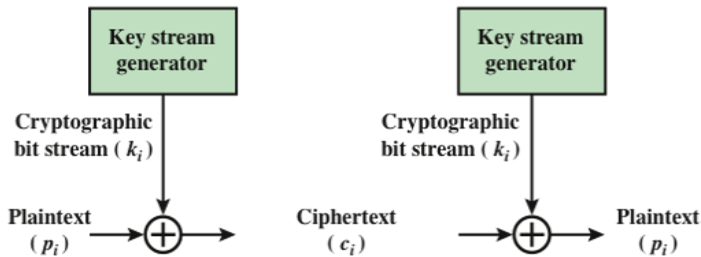


Figure 2.7 Vernam Cipher

Source: Figure 2.7, Stallings 2014

One-Time Pad Is Unbreakable




Assume a 27×27 Vigenère substitution cipher.

cipher: ANKYODKYUREPFJBYOJDSPLREYIUNOFDOIUERFPLUYTS
key: *p x l m v m s y d o f u y r v z w c t n l e b n e c v g d u p a h f z z l m n y i h*
plain: mr mustard with the candlestick in the hall

cipher: ANKYODKYUREPFJBYOJDSPLREYIUNOFDOIUERFPLUYTS
key: *m f u g p m i y d g a x g o u f h k l l l m h s q d q o g t e w b q f g y o v u h w t*
plain: miss scarlet with the knife in the library

Cannot conclude one of the two keys is more likely than the other.

Transposition ciphers perform some sort of permutation on the plaintext letters.

-  The rail fence technique
-  Columnar transpositions
-  Multiple-stage transpositions

Columnar Transpositions

- Write the message in a rectangle, **row by row**, and **read** the message off, **column by column**, but permute the order of the columns
- For example,

```

key:  4 3 1 2 5 6 7
plain: a t t a c k p
      o s t p o n e
      d u n t i l t
      w o a m x y z
cipher: TTNAAPTMTSUOAODWCOIXKNLYPETZ

```

A Three-Rotor Machine

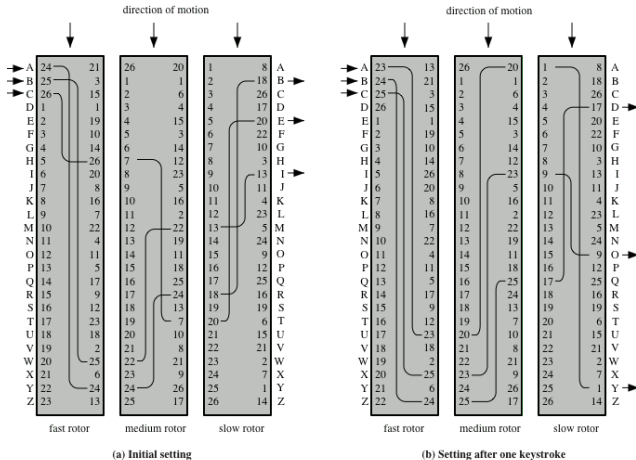






Figure 2.8 Three-Rotor Machine With Wiring Represented by Numbered Contacts

Rotor Machines

- 🌐 A rotor machine consists of a set of cylinders that rotate like an odometer.
- 🌐 A cylinder has 26 input pins, each connecting to a unique output pin.
- 🌐 A rotating cylinder defines a **poly-alphabetic substitution** algorithm with a period of 26.
- 🌐 A three-rotor machine has a period of $26 \times 26 \times 26 = 17,576$; four-rotor 456,976; five-rotor 11,881,376.

The methods of steganography **conceal the existence** of the message (whereas the methods of cryptography render the message unintelligible to outsiders).

-  Character marking
-  Invisible ink
-  Pin punctures
-  Typewriter correction ribbon

