

# UML: An Overview

(Based on [Booch *et al.* 2005])

Yih-Kuen Tsay

Dept. of Information Management

National Taiwan University

# Outline

- Introduction
- Basics of Modeling
- Overview of the UML
- Sample UML Diagrams

# Introduction: History of the UML

- The UML---**Unified Modeling Language**, is a standard graphical language for “drawing a system’s blueprints”
- It was initially the result of an effort in unifying the Booch, OOSE, and OMT methods
- Most major software companies eventually got involved, resulting in UML 1.1 (1997)
- Its maintenance was then taken over by OMG
- Adoption of a major revision---**UML 2.0** was completed in 2005, also an ISO standard
- Most recent version: UML 2.5 (June 2015)

# Intro.: What the UML Is For

- For “drawing a system’s blueprints”
  - More specifically, for
    - Visualizing
    - Specifying
    - Constructing
    - Documenting
- object-oriented**, software-intensive systems.  
(This corresponds to the four aims of modeling.)

# Intro.: Whom the UML Is For

- **Analysts and End Users:** specify the (structural and behavioral) requirements
  - **Architects:** design systems that meet the requirements
  - **Developers:** turn the design into executable code
  - **Others:** quality assurance personnel (e.g., testers), technical writers, librarians, project managers, ...
- All roles in software development should know something about the UML.

# Importance of Modeling

- Mind the **scale**:
  - dog house
  - family house
  - office building
- The use of modeling is a **common thread** of successful software projects
- In fact, modeling can be found in **every discipline/profession**

# Basics of Modeling

- What is a model?
  - simplification of reality
  - blueprints of a system: structural or behavioral
- Why do we model?
  - To better understand the system under development
  - To focus on one aspect at a time (it is not possible to comprehend a complex system in its entirety, so divide and conquer ...)

# Four Aims of Modeling

- To visualize a system
- To specify its structure and/or behavior
- To provide a guiding template for construction
- To document the decisions made



# More Tips

- Use a **common** language
- Do modeling now, before it is too late
  - Things may get more complex than expected

# Principles of Modeling

- Models influence the solutions (so, choose your models well)
- Different levels of precision may be expressed
- Good models are connected to reality
- No single model is sufficient; multiple models/views are needed

# Five Views of an Architecture

The four aims of modeling demand the system be viewed from different perspectives:

- **Use case view:** exposing the requirements
- **Design view:** capturing the vocabulary of the problem/solution space
- **Interaction view:** flow of control and messages
- **Implementation view:** physical realization
- **Deployment view:** system engineering issues

# Object-Oriented Modeling

- The main building blocks of all software systems are **objects** and **classes**
- An object is a thing drawn from the vocabulary of the problem/solution space
- Every object has an identity, a number of **states**, and **behavior**
- A class defines a set of common objects

# Overview of the UML

- Things
- Relationships
- Diagrams

# The UML in the Software Development Process

- The UML allows one to express **different views** of a system and their interactions
- The UML is largely **process-independent**
- The OMG recommends using the UML with the so-called *Unified Software Development Process*:
  - Characteristics: (1) **use case driven**; (2) **architecture-centric**; (3) **iterative and incremental** (a series of executable releases; continuous integration)
  - Four phases: **inception, elaboration, construction, transition**

# Things in the UML

## ■ Structural Things

- Class, interface, collaboration, use case, active class, component, artifact, node

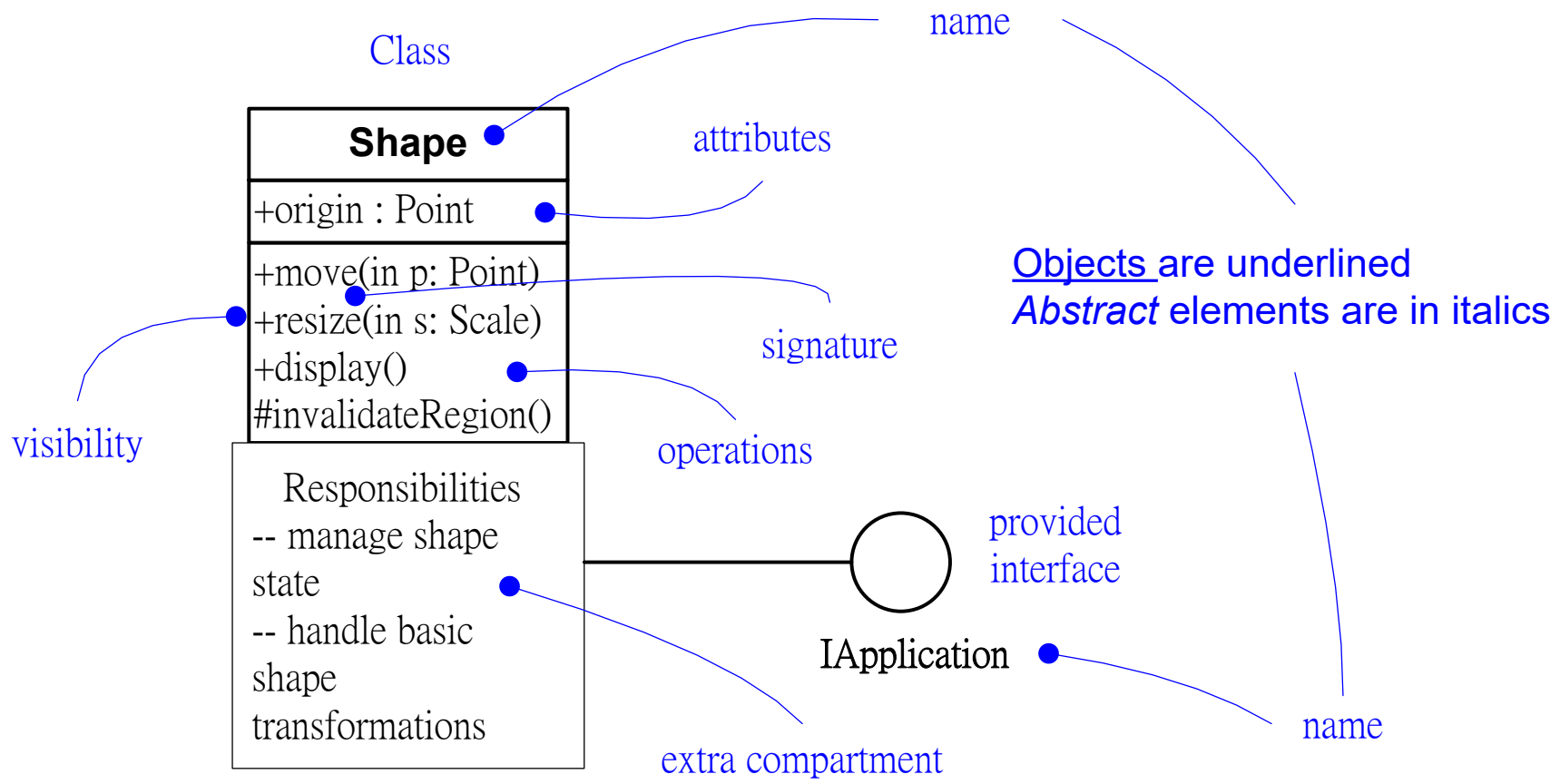
## ■ Behavioral Things

- Interaction (messages, action sequences, links)
- State machine (states, transitions, events)

## ■ Grouping Things: packages

## ■ Annotational Things

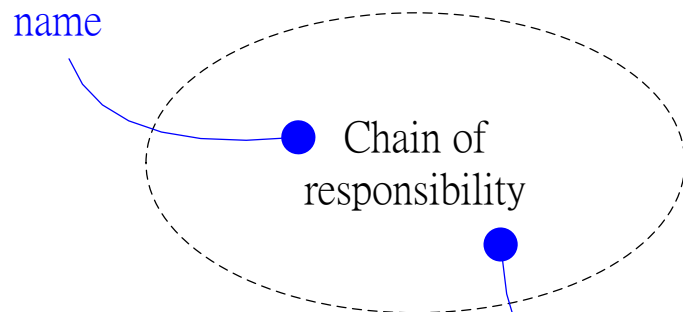
# Structural Things (I)



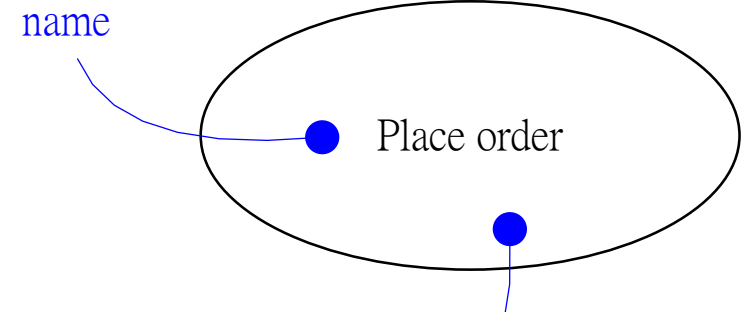


# Structural Things (II)

Collaboration

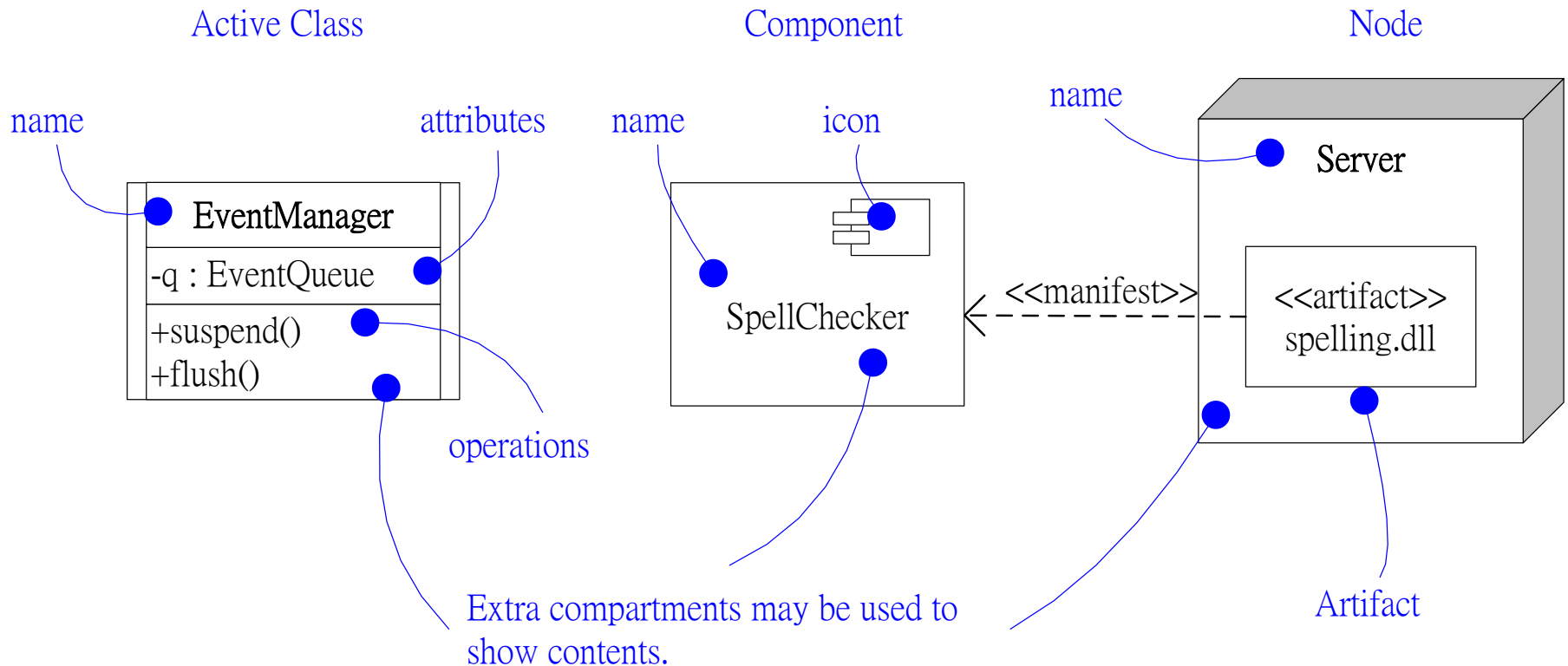


Use Case

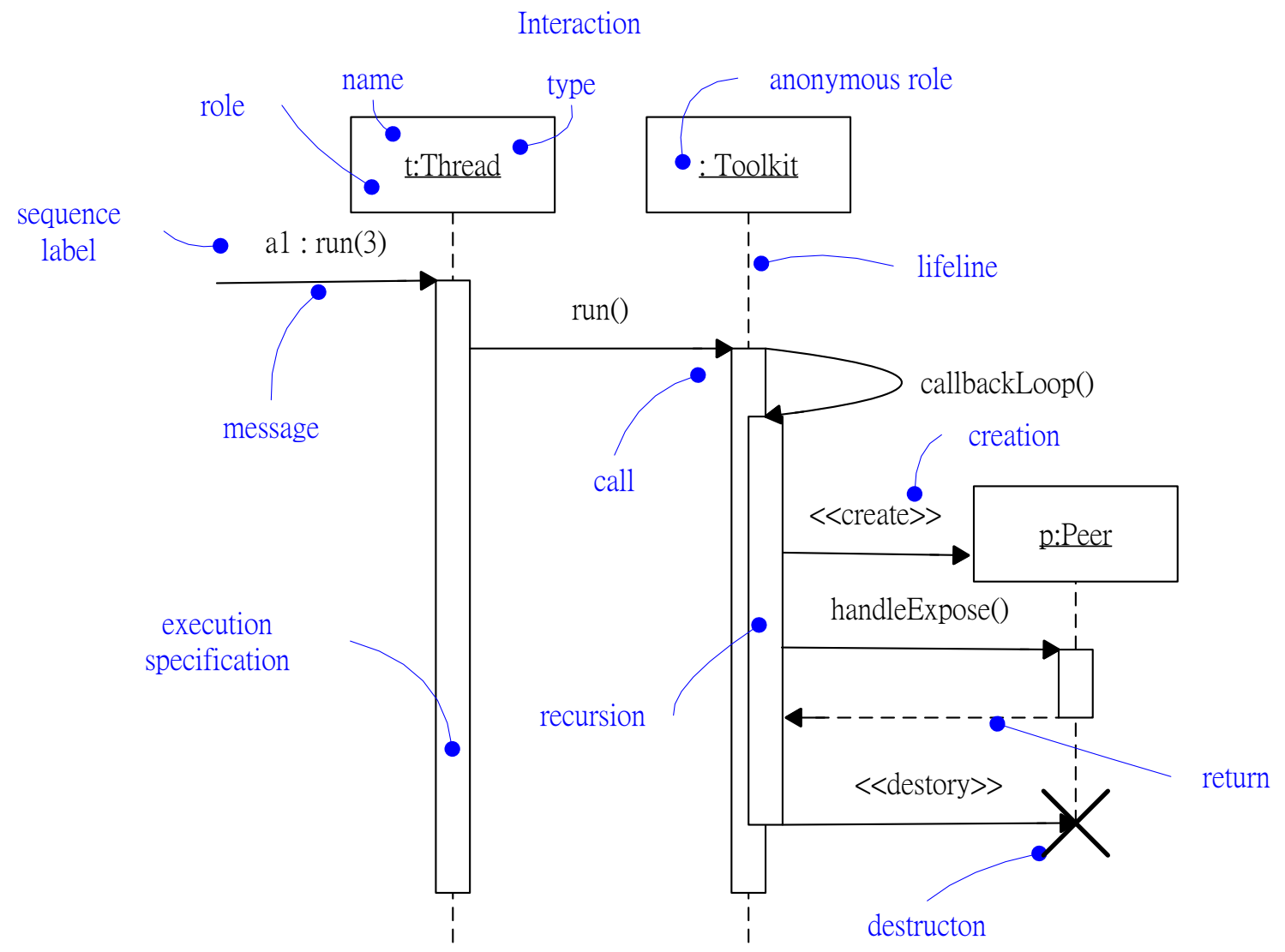


Extra compartments may be used to show contents.

# Structural Things (III)

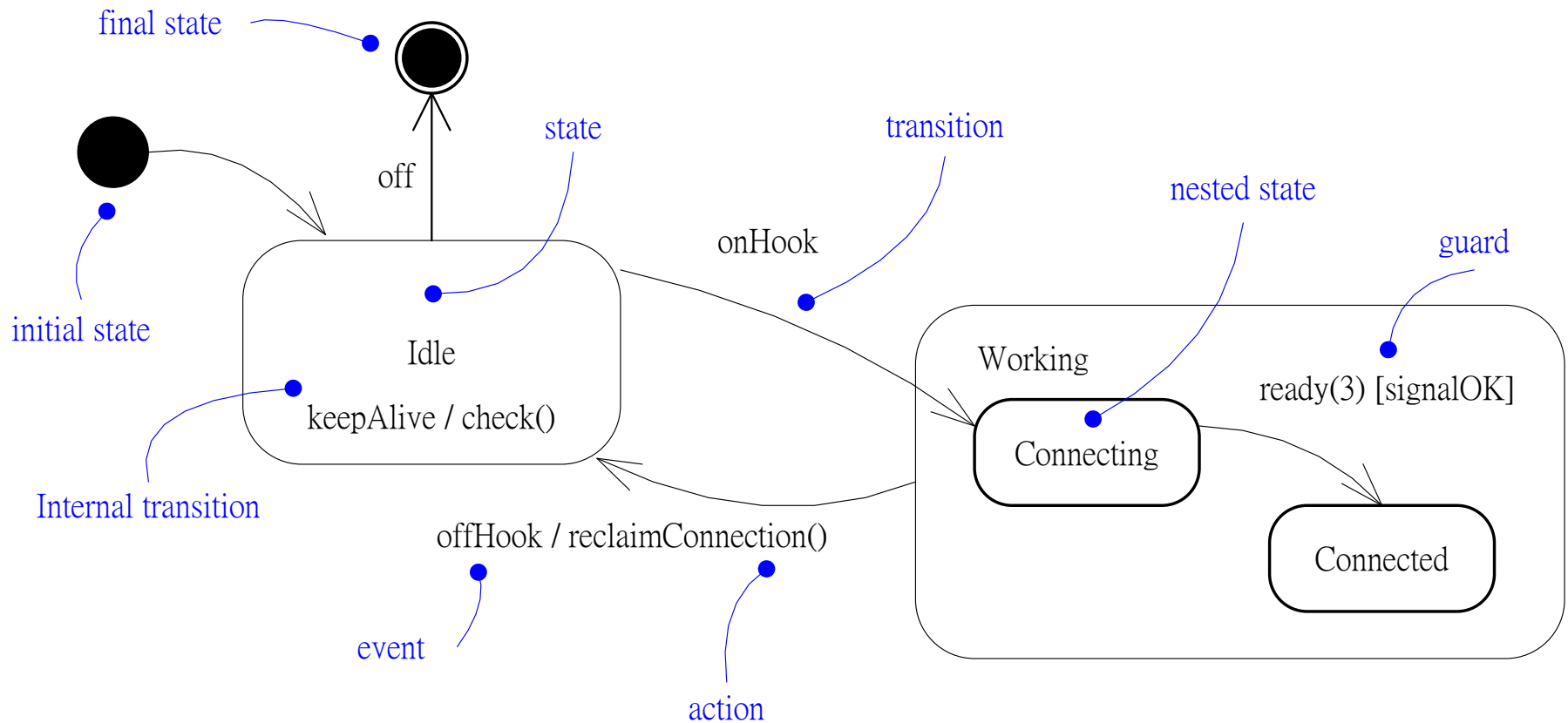


# Behavioral Things (I)

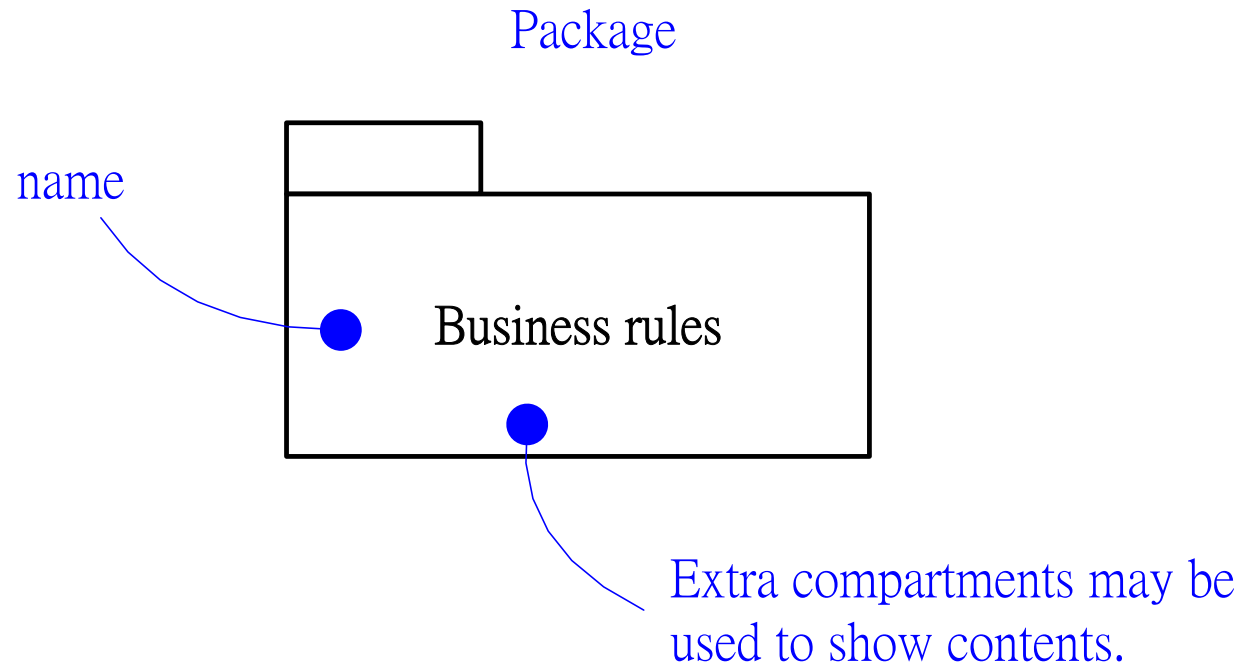


# Behavioral Things (II)

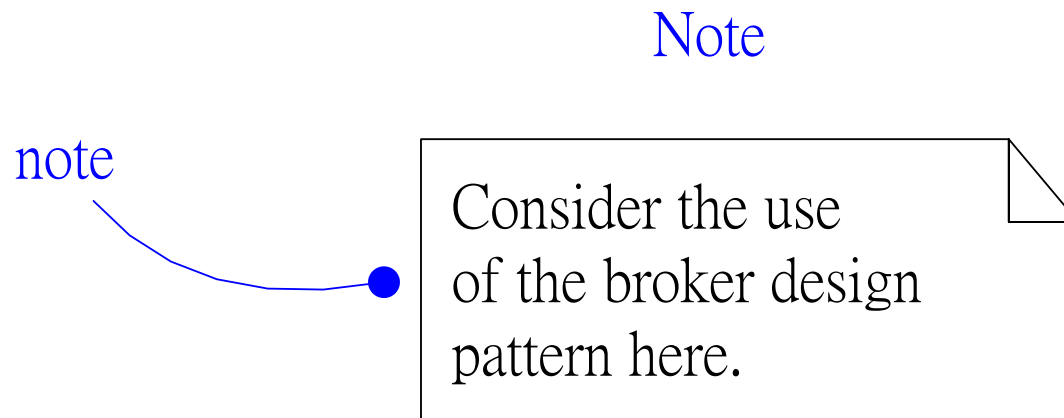
State Machine



# Grouping Things




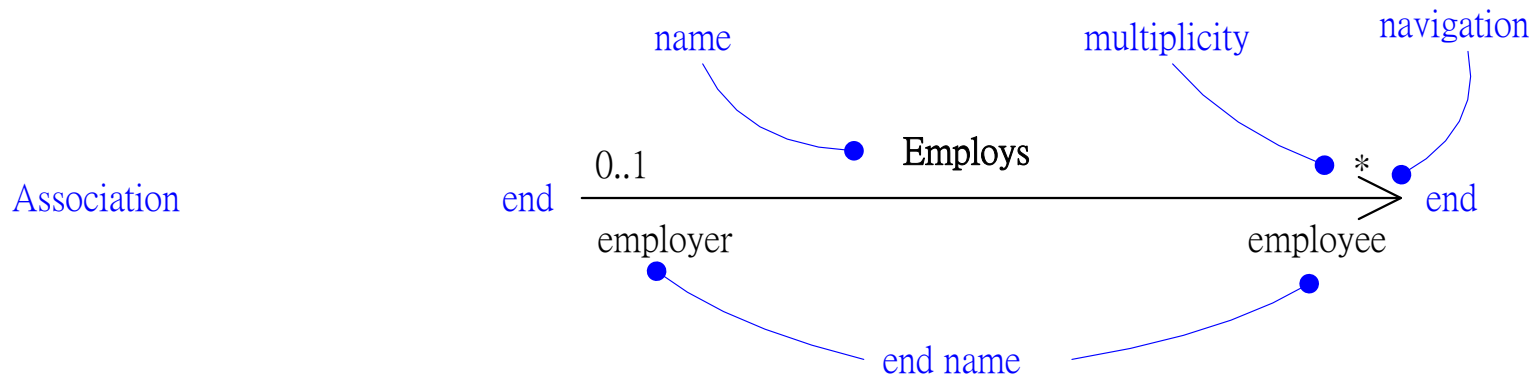
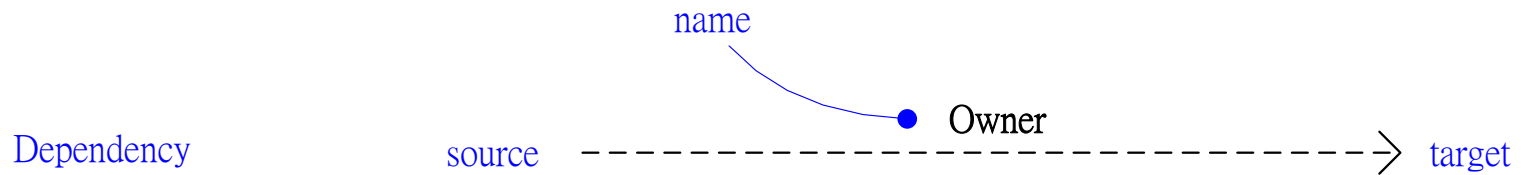
# Annotational Things



# Relationships in the UML

- Dependency
- Association
- Generalization
- Realization

# Relationships



Note: direction of an association should now be indicated by a solid triangle ► following the association name.



# Diagrams in the UML

- Graphical representations of **things** and **relationships**
- Structural and Architectural Diagrams:
  - **class** diagrams, **object** diagrams, **component** diagrams, **composite structure** diagrams, **deployment** diagrams (including artifact diagrams), **package** diagrams
- Behavioral Diagrams:
  - **use case** diagrams, **interaction** (sequence and communication) diagrams, **state** diagrams, **activity** diagrams, **timing** diagrams, **interaction overview** diagrams

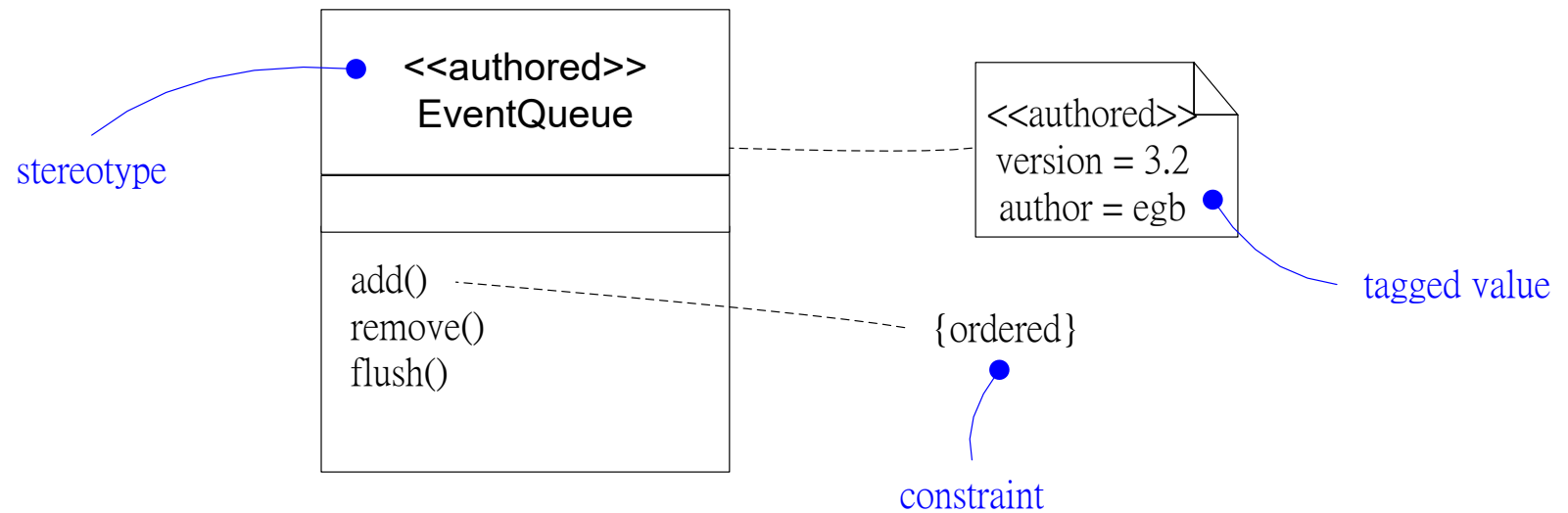
# Rules of the UML

- Well-formed models
  - Self-consistent
  - Following UML rules for names, scope, visibility, integrity, execution
- Not well-formed models
  - Elided: some elements hidden
  - Incomplete: some elements missing
  - Inconsistent

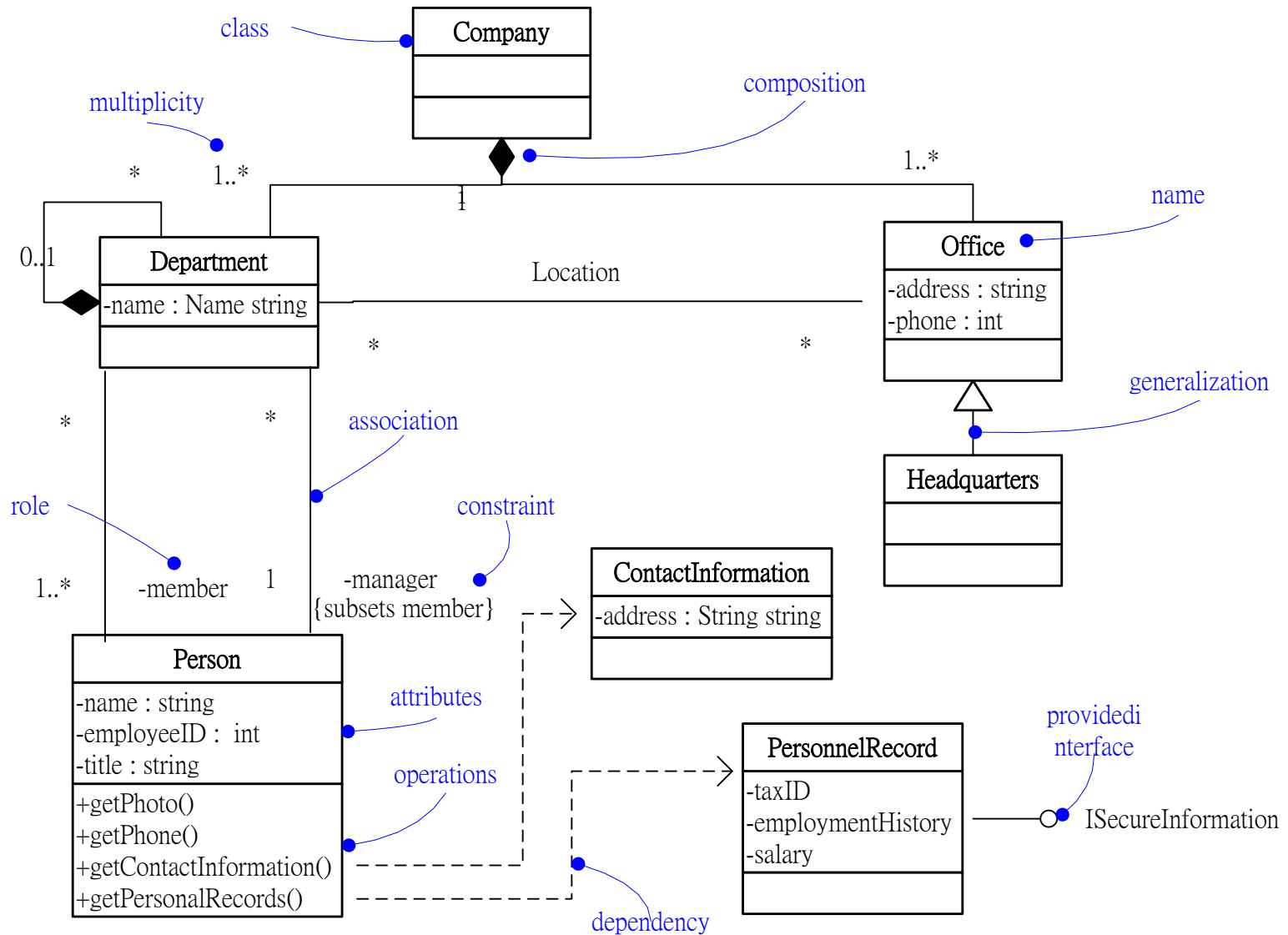
# Common Mechanisms in the UML

- **Specifications:** textual statements behind every graphical element
- **Adornments**
  - unique notations for different elements/details
- **Common divisions**
  - class vs. object, interface vs. implementation, role vs. type
- **Extensibility mechanisms**
  - stereotypes, tagged values, constraints

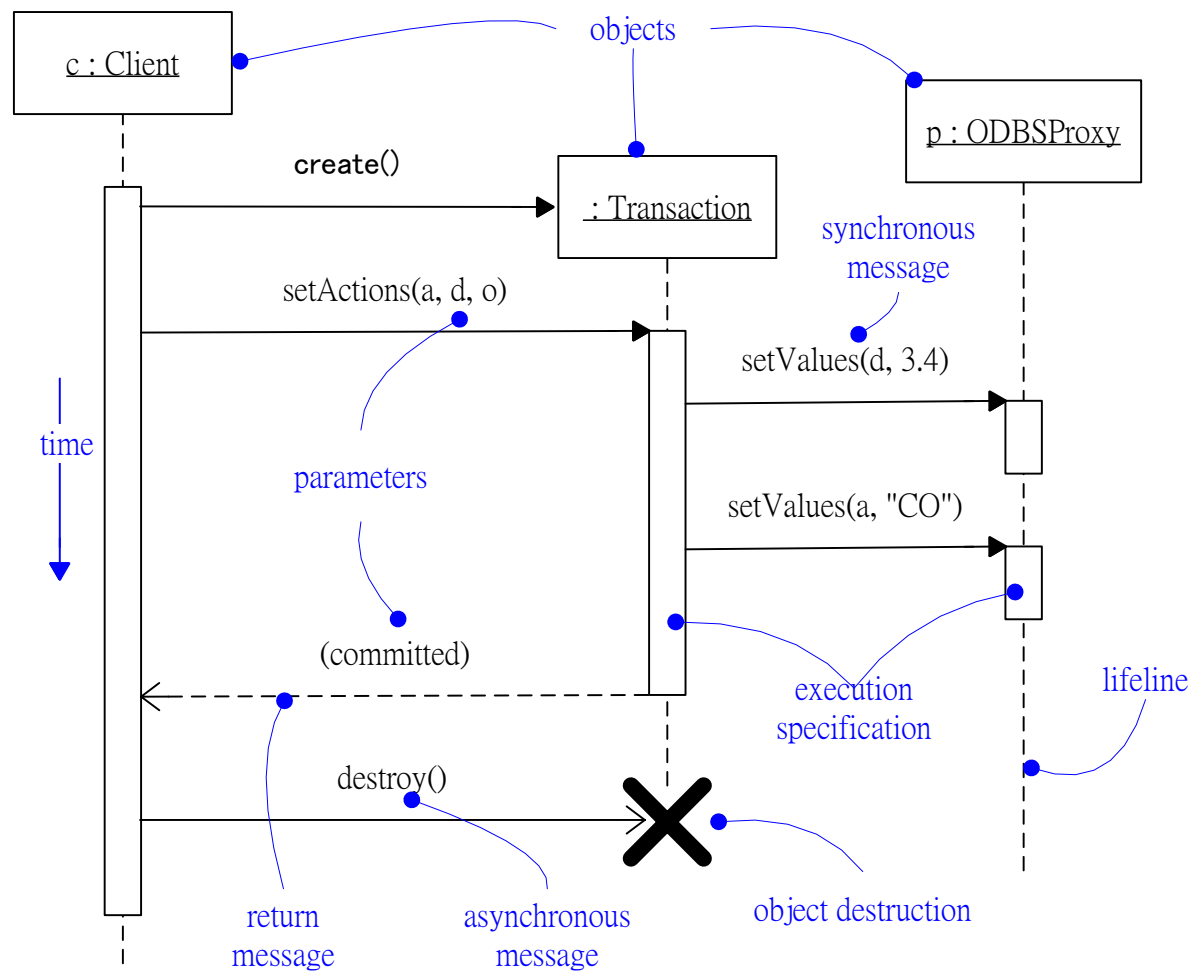
# Extensibility



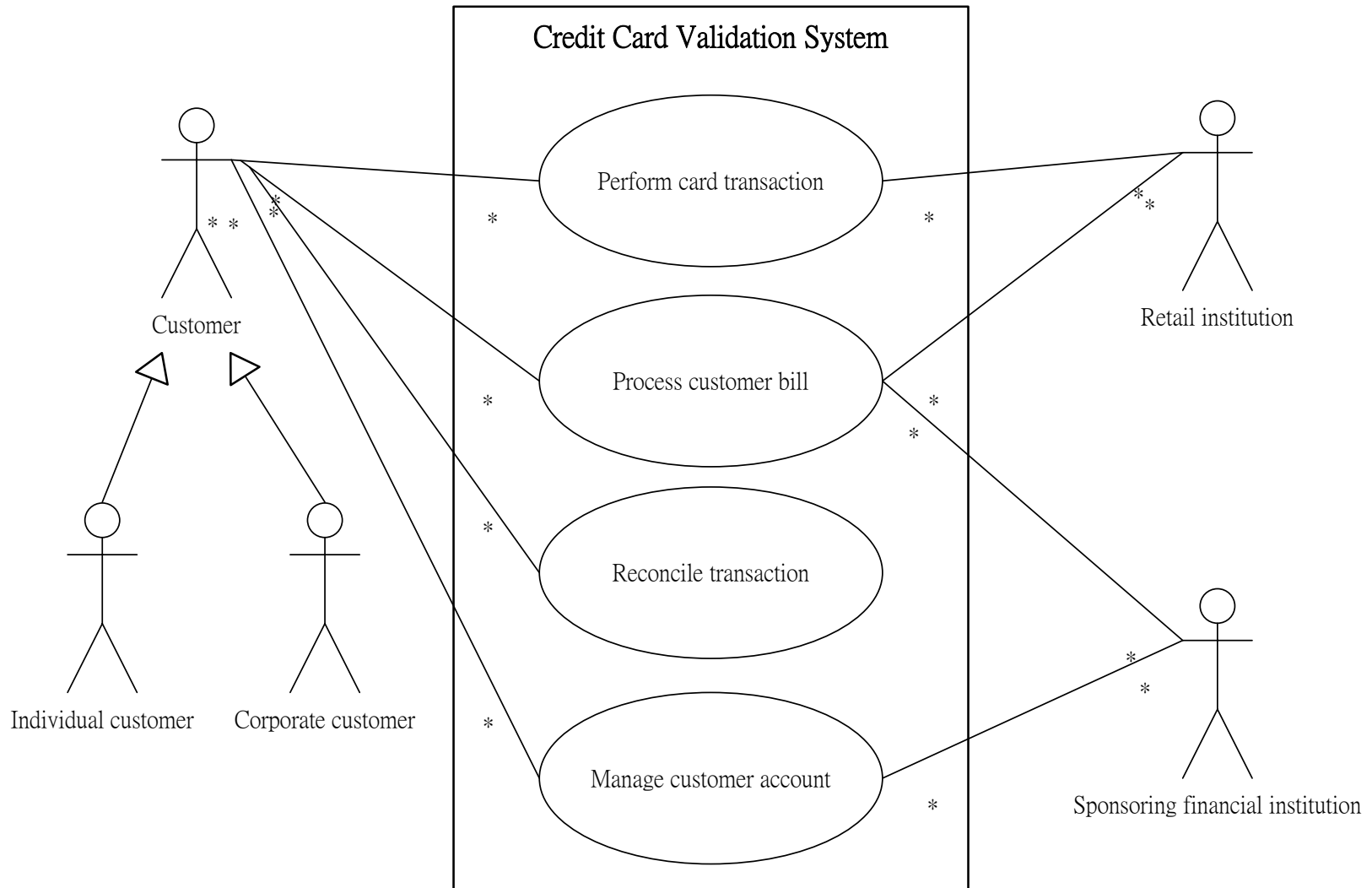
# Class Diagram



# Sequence Diagram



# Use Case Diagram



# Remarks

- The best way to learn the UML is by actually using it:
  - Data modeling
  - Design patterns
  - Term project
- In follow-up lectures, we will cover
  - Basic structural and behavioral diagrams
  - Some more advanced UML features
  - The Object Constraint Language
- Things not covered in class are left for you to explore.