

# Theory of Computing 2015: Introduction and Preliminaries

(Based on [Sipser 2006, 2013])

Yih-Kuen Tsay

## 1 Overview

### What It Is

- The central question:  
*What are the fundamental capabilities and limitations of computers?*
- Three main areas:
  - *Automata Theory*
  - *Computability Theory*
  - *Complexity Theory*

### Complexity Theory

- Some problems are easy and some hard.  
For example, sorting is easy and scheduling is hard.
- The central question of complexity theory:  
*What makes some problems computationally hard and others easy?*
- We don't have the answer to it.
- However, researchers have found a scheme for classifying problems according to their computational difficulty.
- One practical application: cryptography/security.

### Dealing with Hard Problems

Options for dealing with a hard problem:

- Try to simplify it (the hard part of the problem might be unnecessary).
- Settle for an approximate solution.
- Find a solution that usually runs fast.
- Consider alternative types of computation.

## Computability Theory

- Alan Turing, among other mathematicians, discovered in the 1930s that certain basic problems cannot be solved by computers.
- One example is the problem of determining whether a mathematical statement is true or false.
- Theoretical models of computers developed at that time eventually lead to the construction of actual computers.
- The theories of computability and complexity are closely related.
- *Complexity theory* seeks to classify problems as easy ones and hard ones, while in *computability theory* the classification is by whether the problem is solvable or not.

## Automata Theory

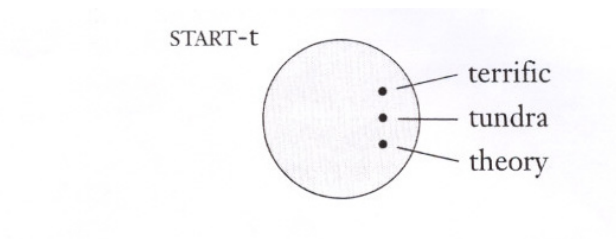
- The theories of computability and complexity require a **precise, formal definition** of a *computer*.
- *Automata theory* deals with the definitions and properties of mathematical models of computation.
- Two basic and practically useful models:
  - *Finite-state*, or simply *finite, automaton*
  - *Context-free grammar* (pushdown automaton)

# 2 Mathematical Notions and Terminology

## Sets

- Set, element (member), subset, proper subset
- Multiset
- Description of a set
- The empty set ( $\emptyset$ )
- Finite set, infinite set
- Union, intersection, complement
- Power set
- Venn diagram

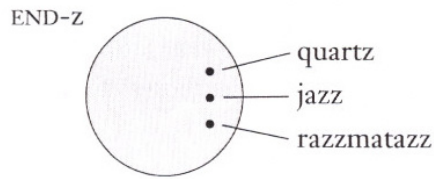
## Sets (cont.)



**FIGURE 0.1**  
Venn diagram for the set of English words starting with "t"

Source: [Sipser 2006]

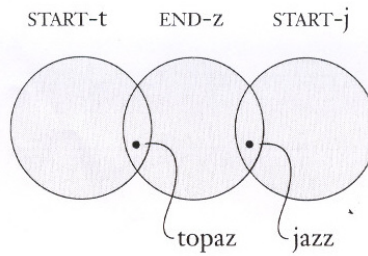
Sets (cont.)



**FIGURE 0.2**  
Venn diagram for the set of English words ending with “z”

Source: [Sipser 2006]

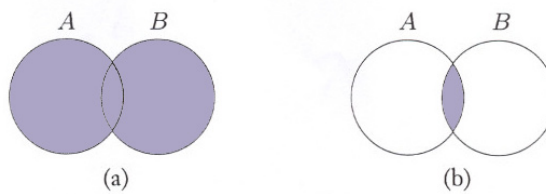
Sets (cont.)



**FIGURE 0.3**  
Overlapping circles indicate common elements

Source: [Sipser 2006]

Sets (cont.)



**FIGURE 0.4**  
Diagrams for (a)  $A \cup B$  and (b)  $A \cap B$

Source: [Sipser 2006]

Sequences and Tuples

- A *sequence* of objects is a list of these objects in some order. Order is essential and repetition is also allowed.

- Finite sequences are often called *tuples*. A sequence with  $k$  elements is a  $k$ -*tuple*; a 2-tuple is also called a *pair*.
- The *Cartesian product*, or cross product, of  $A$  and  $B$ , written as  $A \times B$ , is the set of all pairs  $(x, y)$  such that  $x \in A$  and  $y \in B$ .
- Cartesian products generalize to  $k$  sets,  $A_1, A_2, \dots, A_k$ , written as  $A_1 \times A_2 \times \dots \times A_k$ .  $A^k$  is a shorthand for  $A \times A \times \dots \times A$  ( $k$  times).

## Functions

- A *function* sets up an *input-output* relationship, where the same input always produces the same output.
- If  $f$  is a function whose output is  $b$  when the input is  $a$ , we write  $f(a) = b$ .
- A function is also called a *mapping*; if  $f(a) = b$ , we say that  $f$  maps  $a$  to  $b$ .

## Functions (cont.)

- The set of possible inputs to a function is called its *domain*; the outputs come from a set called its *range*.
- A function is *onto* if it uses all the elements of the range (it is *one-to-one* if ...).
- The notation  $f : D \rightarrow R$  says that  $f$  is a function with domain  $D$  and range  $R$ .
- More notions and terms: *k-ary function*, *unary function*, *binary function*, *infix notation*, *prefix notation*

## Relations

- A *predicate*, or property, is a function whose range is  $\{\text{TRUE}, \text{FALSE}\}$ .
- A predicate whose domain is a set of  $k$ -tuples  $A \times \dots \times A$  is called a ( $k$ -ary) *relation* on  $A$ .
- A 2-ary relation is also called a *binary relation*.

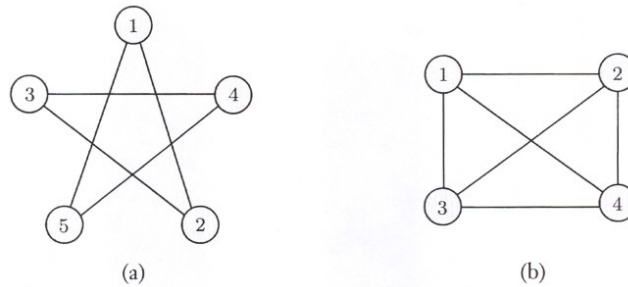
## Equivalence Relations

- An *equivalence relation* is a special type of binary relation that captures the notion of two objects being *equal* in some sense.
- A binary relation  $R$  on  $A$  is an equivalence relation if
  1.  $R$  is *reflexive* (for every  $x$  in  $A$ ,  $xRx$ ),
  2.  $R$  is *symmetric* (for every  $x$  and  $y$  in  $A$ ,  $xRy$  if and only if  $yRx$ ), and
  3.  $R$  is *transitive* (for every  $x, y$ , and  $z$  in  $A$ ,  $xRy$  and  $yRz$  implies  $xRz$ ).

## Graphs

- Undirected graph, node (vertex), edge (link), degree
- Description of a graph:  $G = (V, E)$
- Labeled graph
- Subgraph, induced subgraph
- Path, simple path, cycle, simple cycle
- Connected graph
- Tree, root, leaf
- Directed graph, outdegree, indegree
- Strongly connected graph

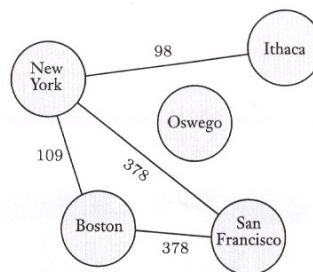
## Graphs (cont.)



**FIGURE 0.12**  
Examples of graphs

Source: [Sipser 2006]

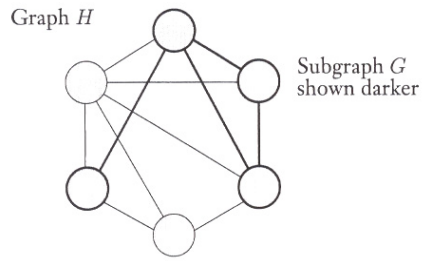
## Graphs (cont.)



**FIGURE 0.13**  
Cheapest nonstop air fares between various cities

Source: [Sipser 2006]

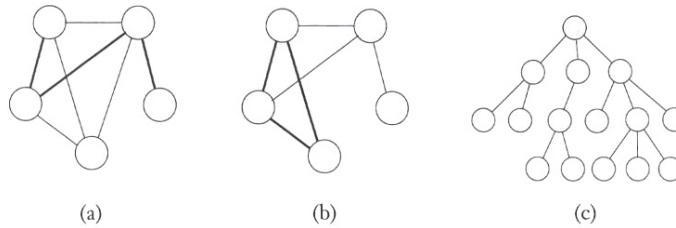
Graphs (cont.)



**FIGURE 0.14**  
Graph  $G$  (shown darker) is a subgraph of  $H$

Source: [Sipser 2006]

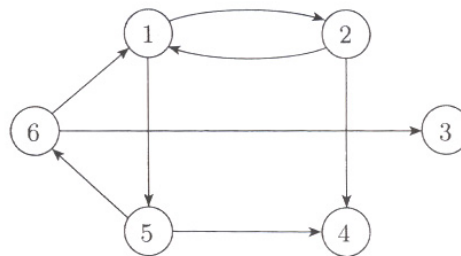
Graphs (cont.)



**FIGURE 0.15**  
(a) A path in a graph, (b) a cycle in a graph, and (c) a tree

Source: [Sipser 2006]

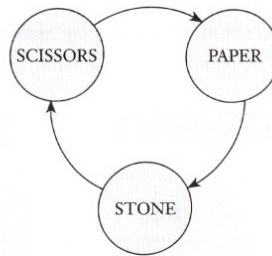
Graphs (cont.)



**FIGURE 0.16**  
A directed graph

Source: [Sipser 2006]

## Graphs (cont.)



**FIGURE 0.18**  
The graph of the relation *beats*

Source: [Sipser 2006]

## Strings and Languages

- An *alphabet* is any finite set of *symbols*.
- A *string* over an alphabet is a finite sequence of symbols from that alphabet.
- The *length* of a string  $w$ , written as  $|w|$ , is the number of symbols that  $w$  contains.
- The string of length 0 is called the *empty string*, written as  $\varepsilon$ .
- The *concatenation* of  $x$  and  $y$ , written as  $xy$ , is the string obtained from appending  $y$  to the end of  $x$ .
- A *language* is a set of strings.
- More notions and terms: *reverse*, *substring*, *lexicographic ordering*.

## Boolean Logic

- *Boolean logic* is a mathematical system built around the two *Boolean values* TRUE (1) and FALSE (0).
- Boolean values can be manipulated with *Boolean operations*: *negation* or NOT ( $\neg$ ), *conjunction* or AND ( $\wedge$ ), *disjunction* or OR ( $\vee$ ).

$$\begin{array}{lll} 0 \wedge 0 \triangleq 0 & 0 \vee 0 \triangleq 0 & \neg 0 \triangleq 1 \\ 0 \wedge 1 \triangleq 0 & 0 \vee 1 \triangleq 1 & \neg 1 \triangleq 0 \\ 1 \wedge 0 \triangleq 0 & 1 \vee 0 \triangleq 1 & \\ 1 \wedge 1 \triangleq 1 & 1 \vee 1 \triangleq 1 & \end{array}$$

- Unknown Boolean values are represented symbolically by *Boolean variables* or *propositions*, e.g.,  $P$ ,  $Q$ , etc.

## Boolean Logic (cont.)

- Additional Boolean operations: *exclusive or* or XOR ( $\oplus$ ), *equality/equivalence* ( $\leftrightarrow$  or  $\equiv$ ), *implication* ( $\rightarrow$ ).

$$\begin{array}{lll} 0 \oplus 0 \triangleq 0 & 0 \leftrightarrow 0 \triangleq 1 & 0 \rightarrow 0 \triangleq 1 \\ 0 \oplus 1 \triangleq 1 & 0 \leftrightarrow 1 \triangleq 0 & 0 \rightarrow 1 \triangleq 1 \\ 1 \oplus 0 \triangleq 1 & 1 \leftrightarrow 0 \triangleq 0 & 1 \rightarrow 0 \triangleq 0 \\ 1 \oplus 1 \triangleq 0 & 1 \leftrightarrow 1 \triangleq 1 & 1 \rightarrow 1 \triangleq 1 \end{array}$$

- All in terms of conjunction and negation:

$$\begin{array}{ll} P \vee Q & \equiv \neg(\neg P \wedge \neg Q) \\ P \rightarrow Q & \equiv \neg P \vee Q \\ P \leftrightarrow Q & \equiv (P \rightarrow Q) \wedge (Q \rightarrow P) \\ P \oplus Q & \equiv \neg(P \leftrightarrow Q) \end{array}$$

## Logical Equivalences and Laws

- Two logical expressions/formulae are *equivalent* if each of them implies the other, i.e., they have the same truth value.
- Equivalence plays a role analogous to equality in algebra.
- Some laws of Boolean logic:

- (Distributive)  $P \wedge (Q \vee R) \equiv (P \wedge Q) \vee (P \wedge R)$
- (Distributive)  $P \vee (Q \wedge R) \equiv (P \vee Q) \wedge (P \vee R)$
- (De Morgan's)  $\neg(P \vee Q) \equiv \neg P \wedge \neg Q$
- (De Morgan's)  $\neg(P \wedge Q) \equiv \neg P \vee \neg Q$

## 3 Definitions, Theorems, and Proofs

### Definitions, Theorems, and Proofs

- *Definitions* describe the objects and notions that we use. Precision is essential to any definition.
- After we have defined various objects and notions, we usually make *mathematical statements* about them. Again, the statements must be precise.
- A *proof* is a convincing logical argument that a statement is true. The only way to determine the truth or falsity of a mathematical statement is with a mathematical proof.
- A *theorem* is a mathematical statement proven true. *Lemmas* are proven statements for assisting the proof of another more significant statement.
- *Corollaries* are statements seen to follow easily from other proven ones.



## Finding Proofs

- Find proofs isn't always easy; no one has a recipe for it.
- Below are some helpful general strategies:
  1. Carefully read the statement you want to prove.
  2. Rewrite the statement in your own words.
  3. Break it down and consider each part separately. For example,  $P \iff Q$  consists of two parts:  $P \rightarrow Q$  (the forward direction) and  $Q \rightarrow P$  (the reverse direction).
  4. Try to get an intuitive feeling of why it should be true.

## Tips for Producing a Proof

- A well-written proof is a sequence of statements, wherein each one follows by simple reasoning from previous statements in the sequence.
- Tips for producing a proof:
  - *Be patient.* Finding proofs takes time.
  - *Come back to it.* Look over the statement, think about it, leave it, and then return some time later.
  - *Be neat.* Use simple, clear text and/or pictures; make it easy for others to understand.
  - *Be concise.* Emphasize high-level ideas, but be sure to include enough details of reasoning.

## An Example Proof

**Theorem 1.** For any two sets  $A$  and  $B$ ,  $\overline{A \cup B} = \overline{A} \cap \overline{B}$ .

Proof. We show that every element of  $\overline{A \cup B}$  is also an element of  $\overline{A} \cap \overline{B}$  and vice versa.

Forward ( $x \in \overline{A \cup B} \rightarrow x \in \overline{A} \cap \overline{B}$ ):

- $x \in \overline{A \cup B}$
- $\rightarrow x \notin A \cup B$  , def. of complement
- $\rightarrow x \notin A$  and  $x \notin B$  , def. of union
- $\rightarrow x \in \overline{A}$  and  $x \in \overline{B}$  , def. of complement
- $\rightarrow x \in \overline{A} \cap \overline{B}$  , def. of intersection

Reverse ( $x \in \overline{A} \cap \overline{B} \rightarrow x \in \overline{A \cup B}$ ): ...

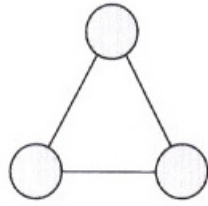
## Another Example Proof

**Theorem 2.** In any graph  $G$ , the sum of the degrees of the nodes of  $G$  is an even number.

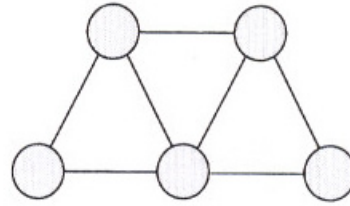
Proof.

- Every edge in  $G$  connects two nodes, contributing 1 to the degree of each.
- Therefore, each edge contributes 2 to the sum of the degrees of all the nodes.
- If  $G$  has  $e$  edges, then the sum of the degrees of the nodes of  $G$  is  $2e$ , which is even.

### Another Example Proof (cont.)



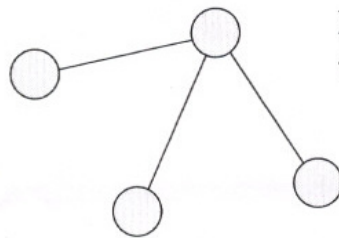
$$\begin{aligned} \text{sum} &= 2+2+2 \\ &= 6 \end{aligned}$$



$$\begin{aligned} \text{sum} &= 2+3+4+3+2 \\ &= 14 \end{aligned}$$

Source: [Sipser 2006]

### Another Example Proof (cont.)



Every time an edge is added,  
the sum increases by 2.

Source: [Sipser 2006]

## 4 Types of Proof

### Types of Proof

- *Proof by construction*: prove that a particular type of object exists, by showing how to construct the object.
- *Proof by contradiction*: prove a statement by first assuming that the statement is false and then showing that the assumption leads to an obviously false consequence, called a contradiction.
- *Proof by induction*: prove that all elements of an infinite set have a specified property, by exploiting the inductive structure of the set.

### Proof by Construction

**Theorem 3.** *For each even number  $n$  greater than 2, there exists a 3-regular graph with  $n$  nodes.*

Proof. Construct a graph  $G = (V, E)$  with  $n (= 2k \geq 2)$  nodes as follows.

Let  $V$  be  $\{0, 1, \dots, n-1\}$  and  $E$  be defined as

$$\begin{aligned} E &= \{\{i, i+1\} \mid \text{for } 0 \leq i \leq n-2\} \cup \\ &\quad \{\{n-1, 0\}\} \cup \\ &\quad \{\{i, i+n/2\} \mid \text{for } 0 \leq i \leq n/2-1\}. \end{aligned}$$

## Proof by Contradiction

**Theorem 4.**  $\sqrt{2}$  is irrational.

Proof. Assume toward a contradiction that  $\sqrt{2}$  is rational, i.e.,  $\sqrt{2} = \frac{m}{n}$  for some integers  $m$  and  $n$ , which cannot both be even.

$$\begin{array}{ll} \sqrt{2} = \frac{m}{n} & , \text{ from the assumption} \\ n\sqrt{2} = m & , \text{ multipl. both sides by } n \\ 2n^2 = m^2 & , \text{ square both sides} \\ m \text{ is even} & , m^2 \text{ is even} \\ 2n^2 = (2k)^2 = 4k^2 & , \text{ from the above two} \\ n^2 = 2k^2 & , \text{ divide both sides by } 2 \\ n \text{ is even} & , n^2 \text{ is even} \end{array}$$

Now both  $m$  and  $n$  are even, a contradiction.

## Example: Home Mortgages

$P$ : the *principle* (amount of the original loan).

$I$ : the yearly *interest rate*.

$Y$ : the monthly payment.

$M$ : the *monthly multiplier*  $= 1 + I/12$ .

$P_t$ : the amount of loan outstanding after the  $t$ -th month;  $P_0 = P$  and  $P_{k+1} = P_k M - Y$ .

**Theorem 5.** For each  $t \geq 0$ ,

$$P_t = PM^t - Y\left(\frac{M^t - 1}{M - 1}\right).$$

## Proof by Induction

**Theorem 6.** For each  $t \geq 0$ ,

$$P_t = PM^t - Y\left(\frac{M^t - 1}{M - 1}\right).$$

Proof. The proof is by induction on  $t$ .

- *Basis*: When  $t = 0$ ,  $PM^0 - Y\left(\frac{M^0 - 1}{M - 1}\right) = P = P_0$ .

## Proof by Induction (cont.)

- *Induction step*: When  $t = k + 1$  ( $k \geq 0$ ),

$$\begin{aligned} & P_{k+1} \\ = & \{\text{definition of } P_t\} \\ & P_k M - Y \\ = & \{\text{the induction hypothesis}\} \\ & (PM^k - Y\left(\frac{M^k - 1}{M - 1}\right))M - Y \\ = & \{\text{distribute } M \text{ and rewrite } Y\} \\ & PM^{k+1} - Y\left(\frac{M^{k+1} - M}{M - 1}\right) - Y\left(\frac{M - 1}{M - 1}\right) \\ = & \{\text{combine the last two terms}\} \\ & PM^{k+1} - Y\left(\frac{M^{k+1} - 1}{M - 1}\right) \end{aligned}$$