

# Context-Free Languages

(Based on [Sipser 2006, 2013])

Yih-Kuen Tsay

Department of Information Management  
National Taiwan University

# Introduction

- 🌐 We have seen languages that cannot be described by any regular expression (or recognized by any finite automaton).
- 🌐 *Context-free grammars* are a more powerful method for describing languages; they were first used in the study of natural languages.
- 🌐 They play an important role in the specification and compilation of programming languages.
- 🌐 The collection of languages associated with context-free grammars are called the *context-free languages* (CFLs).

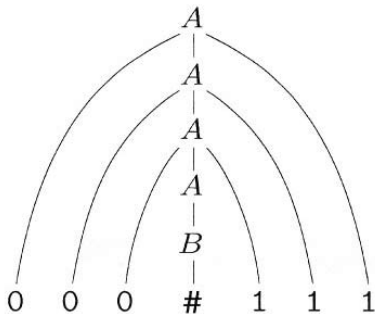
# Context-Free Grammars

- A *context-free grammar* (CFG) consists of a collection of *substitution rules* (or *productions*) such as:

$$\begin{array}{l}
 A \rightarrow 0A1 \\
 A \rightarrow B \\
 B \rightarrow \#
 \end{array}
 \quad \text{or alternatively} \quad
 \begin{array}{l}
 A \rightarrow 0A1 \mid B \\
 B \rightarrow \#
 \end{array}$$

- Symbols  $A$  and  $B$  here are called *variables*; the other symbols  $0$ ,  $1$ , and  $\#$  are called *terminals*.
- A grammar describes a language by *generating* each string of the language through a *derivation*.
- For example, the above grammar generates the string  $000\#111$ :  
 $A \Rightarrow 0A1 \Rightarrow 00A11 \Rightarrow 000A111 \Rightarrow 000B111 \Rightarrow 000\#111$ .

# Context-Free Grammars (cont.)



**FIGURE 2.1**

Parse tree for 000#111 in grammar  $G_1$

Source: [Sipser 2006]

$\langle \text{SENTENCE} \rangle$	$\rightarrow$	$\langle \text{NOUN-PHRASE} \rangle \langle \text{VERB-PHRASE} \rangle$
$\langle \text{NOUN-PHRASE} \rangle$	$\rightarrow$	$\langle \text{CMPLX-NOUN} \rangle \mid$ $\langle \text{CMPLX-NOUN} \rangle \langle \text{PREP-PHRASE} \rangle$
$\langle \text{VERB-PHRASE} \rangle$	$\rightarrow$	$\langle \text{CMPLX-VERB} \rangle \mid$ $\langle \text{CMPLX-VERB} \rangle \langle \text{PREP-PHRASE} \rangle$
$\langle \text{PREP-PHRASE} \rangle$	$\rightarrow$	$\langle \text{PREP} \rangle \langle \text{CMPLX-NOUN} \rangle$
$\langle \text{CMPLX-NOUN} \rangle$	$\rightarrow$	$\langle \text{ARTICLE} \rangle \langle \text{NOUN} \rangle$
$\langle \text{CMPLX-VERB} \rangle$	$\rightarrow$	$\langle \text{VERB} \rangle \mid \langle \text{VERB} \rangle \langle \text{NOUN-PHRASE} \rangle$
$\langle \text{ARTICLE} \rangle$	$\rightarrow$	a   the
$\langle \text{NOUN} \rangle$	$\rightarrow$	boy   girl   flower
$\langle \text{VERB} \rangle$	$\rightarrow$	touches   likes   sees
$\langle \text{PREP} \rangle$	$\rightarrow$	with

# An Example CFG (cont.)

$\langle \text{SENTENCE} \rangle \Rightarrow \langle \text{NOUN-PHRASE} \rangle \langle \text{VERB-PHRASE} \rangle$   
 $\Rightarrow \langle \text{CMPLX-NOUN} \rangle \langle \text{VERB-PHRASE} \rangle$   
 $\Rightarrow \langle \text{ARTICLE} \rangle \langle \text{NOUN} \rangle \langle \text{VERB-PHRASE} \rangle$   
 $\Rightarrow \text{the} \langle \text{NOUN} \rangle \langle \text{VERB-PHRASE} \rangle$   
 $\Rightarrow \text{the boy} \langle \text{VERB-PHRASE} \rangle$   
 $\Rightarrow \text{the boy} \langle \text{CMPLX-VERB} \rangle$   
 $\Rightarrow \text{the boy} \langle \text{VERB} \rangle \langle \text{NOUN-PHRASE} \rangle$   
 $\Rightarrow \text{the boy sees} \langle \text{NOUN-PHRASE} \rangle$   
 $\Rightarrow \text{the boy sees} \langle \text{ARTICLE} \rangle \langle \text{NOUN} \rangle$   
 $\Rightarrow \text{the boy sees a} \langle \text{NOUN} \rangle$   
 $\Rightarrow \text{the boy sees a flower}$


# Definition of a CFG

## Definition (2.2)

A **context-free grammar** is a 4-tuple  $(V, \Sigma, R, S)$ :

1.  $V$  is a finite set of *variables*.
2.  $\Sigma$  ( $\Sigma \cap V = \emptyset$ ) is a finite set of *terminals*.
3.  $R$  is a finite set of *rules*, each of the form  $A \rightarrow w$ , where  $A \in V$  and  $w \in (V \cup \Sigma)^*$ .
4.  $S \in V$  is the *start* symbol.

 If  $A \rightarrow w$  is a rule, then  $uAv$  *yields*  $uwv$ , written as  $uAv \Rightarrow uwv$ .

 We write  $u \Rightarrow^* v$  if  $u = v$  or a sequence  $u_1, u_2, \dots, u_k$  ( $k \geq 0$ ) exists such that  $u \Rightarrow u_1 \Rightarrow u_2 \Rightarrow \dots \Rightarrow u_k \Rightarrow v$ .

 The *language of the grammar* is  $\{w \in \Sigma^* \mid S \Rightarrow^* w\}$ .

# Example CFGs

🌐  $G_3 = (\{S\}, \{(, )\}, R, S)$ , where  $R$  contains

$$S \rightarrow (S) \mid SS \mid \varepsilon.$$

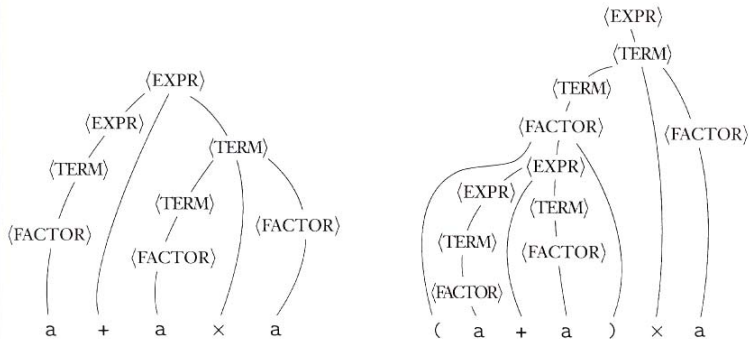
$L(G_3)$  is the language of all strings of properly nested parentheses.

🌐  $G_4 =$   
 $(\{\langle \text{EXPR} \rangle, \langle \text{TERM} \rangle, \langle \text{FACTOR} \rangle\}, \{a, +, \times, (, )\}, R, \langle \text{EXPR} \rangle)$ ,  
 where  $R$  contains

$$\begin{aligned} \langle \text{EXPR} \rangle &\rightarrow \langle \text{EXPR} \rangle + \langle \text{TERM} \rangle \mid \langle \text{TERM} \rangle \\ \langle \text{TERM} \rangle &\rightarrow \langle \text{TERM} \rangle \times \langle \text{FACTOR} \rangle \mid \langle \text{FACTOR} \rangle \\ \langle \text{FACTOR} \rangle &\rightarrow (\langle \text{EXPR} \rangle) \mid a \end{aligned}$$



# Example CFGs (cont.)



**FIGURE 2.5**

Parse trees for the strings  $a+axa$  and  $(a+a)xa$

Source: [Sipser 2006]

# Designing CFGs

- 🌐 If the CFL can be broken into simpler pieces, then break it and construct a grammar for each piece.
- 🌐 If the CFL happens to be regular, then first construct a DFA and convert it into an equivalent CFG.
- 🌐 Some CFLs contain strings with two substrings that correspond to each other in some way. Rules of the form  $R \rightarrow uRv$  are useful for handling this situation.
- 🌐 In more complex CFLs, the strings may contain certain structures that appear recursively as part of other structures. To achieve this effect, place the variable generating the structure in the location of the rules corresponding to where that structure may recursively appear.

# From DFAs to CFGs

- Given a DFA  $A = (Q, \Sigma, \delta, q_0, F)$ , we can construct a CFG  $G = (V, \Sigma, R, S)$  as follows such that  $L(G) = L(A)$ .
- Make a variable  $R_i$  for each state  $q_i \in Q$ .
- Add the rule  $R_i \rightarrow aR_j$  if  $\delta(q_i, a) = q_j$ .
- Add the rule  $R_i \rightarrow \varepsilon$  if  $q_i \in F$ .
- Make  $R_0$  (which corresponds to  $q_0$ ) the start symbol.

# Ambiguity

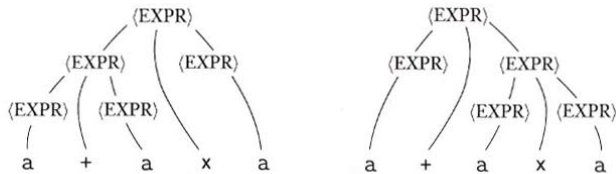
- Consider grammar  $G_5$ :

$$\begin{aligned} \langle \text{EXPR} \rangle \rightarrow & \langle \text{EXPR} \rangle + \langle \text{EXPR} \rangle \mid \\ & \langle \text{EXPR} \rangle \times \langle \text{EXPR} \rangle \mid \\ & (\langle \text{EXPR} \rangle) \mid a \end{aligned}$$

- $G_5$  generates the string  $a + a \times a$  in two different ways.
- A derivation of a string in a grammar is a *leftmost derivation* if at every step the leftmost remaining variable is the one replaced.

## Definition (2.7)

A string is derived *ambiguously* in a grammar if it has two or more different leftmost derivations. A grammar is *ambiguous* if it generates some string ambiguously.



**FIGURE 2.6**

The two parse trees for the string  $a+a xa$  in grammar  $G_5$

Source: [Sipser 2006]

# Chomsky Normal Form

- 🌐 When working with context-free grammars, it is often convenient to have them in simplified form.

## Definition (2.8)

A context-free grammar is in **Chomsky normal form** if every rule is of the form

$$A \rightarrow BC \text{ or}$$
$$A \rightarrow a$$

where  $a$  is any terminal and  $B$  and  $C$  are not the start variable. In addition,

$$S \rightarrow \varepsilon$$

is permitted if  $S$  is the start variable.

# Chomsky Normal Form (cont.)

## Theorem (2.9)

*Any context-free language is generated by a context-free grammar in the Chomsky normal form.*

1. Add  $S_0 \rightarrow S$ , where  $S_0$  is a new start symbol and  $S$  was the original start symbol.
2. Remove an  $\varepsilon$  rule  $A \rightarrow \varepsilon$  if  $A$  is not the start symbol and add  $R \rightarrow uv$  for each  $R \rightarrow uAv$ .  $R \rightarrow \varepsilon$  is added unless it had been removed before. Repeat until no  $\varepsilon$  rule is left.
3. Remove a unit rule  $A \rightarrow B$  and, for each  $B \rightarrow u$ , add  $A \rightarrow u$  unless this is a unit rule previously removed. Repeat until no unit rule is left.
4. Replace each  $A \rightarrow u_1u_2 \dots u_k$  ( $k \geq 3$ ) with  $A \rightarrow u_1A_1$ ,  $A_1 \rightarrow u_2A_2, \dots, A_{k-2} \rightarrow u_{k-1}u_k$ . If  $u_i$  is a terminal, replace  $u_i$  with a new variable  $U_i$  and add  $U_i \rightarrow u_i$ .

# An Example Conversion

Let us apply the described procedure to convert the following CFG to Chomsky normal form.

$$\begin{aligned} S &\rightarrow ASA \mid aB \\ A &\rightarrow B \mid S \\ B &\rightarrow b \mid \varepsilon \end{aligned}$$

 Add a new start symbol.

$$\begin{aligned} S_0 &\rightarrow S \\ S &\rightarrow ASA \mid aB \\ A &\rightarrow B \mid S \\ B &\rightarrow b \mid \varepsilon \end{aligned}$$



# An Example Conversion (cont.)

🌐 Remove  $\varepsilon$  rule  $B \rightarrow \varepsilon$ .

$$\begin{aligned}
 S_0 &\rightarrow S \\
 S &\rightarrow ASA \mid aB \mid a \\
 A &\rightarrow B \mid S \mid \varepsilon \\
 B &\rightarrow b \not/\varepsilon
 \end{aligned}$$

🌐 Remove  $A \rightarrow \varepsilon$ .

$$\begin{aligned}
 S_0 &\rightarrow S \\
 S &\rightarrow ASA \mid aB \mid a \mid SA \mid AS \mid S \\
 A &\rightarrow B \mid S \not/\varepsilon \\
 B &\rightarrow b
 \end{aligned}$$

# An Example Conversion (cont.)

Remove unit rule  $S \rightarrow S$ .

$$\begin{aligned}
 S_0 &\rightarrow S \\
 S &\rightarrow ASA \mid aB \mid a \mid SA \mid AS \mid \cancel{S} \\
 A &\rightarrow B \mid S \\
 B &\rightarrow b
 \end{aligned}$$

Remove  $S_0 \rightarrow S$ .

$$\begin{aligned}
 S_0 &\rightarrow \cancel{S} \mid ASA \mid aB \mid a \mid SA \mid AS \\
 S &\rightarrow ASA \mid aB \mid a \mid SA \mid AS \\
 A &\rightarrow B \mid S \\
 B &\rightarrow b
 \end{aligned}$$

# An Example Conversion (cont.)

🌐 Remove  $A \rightarrow B$ .

$$\begin{array}{l}
 S_0 \rightarrow ASA \mid aB \mid a \mid SA \mid AS \\
 S \rightarrow ASA \mid aB \mid a \mid SA \mid AS \\
 A \rightarrow \cancel{B} \mid S \mid b \\
 B \rightarrow b
 \end{array}$$

🌐 Remove  $A \rightarrow S$ .

$$\begin{array}{l}
 S_0 \rightarrow ASA \mid aB \mid a \mid SA \mid AS \\
 S \rightarrow ASA \mid aB \mid a \mid SA \mid AS \\
 A \rightarrow \cancel{S} \mid b \mid ASA \mid aB \mid a \mid SA \mid AS \\
 B \rightarrow b
 \end{array}$$

# An Example Conversion (cont.)

🌐 Convert  $S_0 \rightarrow ASA$ ,  $S \rightarrow ASA$ , and  $A \rightarrow ASA$ .

$$S_0 \rightarrow AA_{1,1} \mid aB \mid a \mid SA \mid AS$$

$$S \rightarrow AA_{2,1} \mid aB \mid a \mid SA \mid AS$$

$$A \rightarrow b \mid AA_{3,1} \mid aB \mid a \mid SA \mid AS$$

$$A_{1,1} \rightarrow SA$$

$$A_{2,1} \rightarrow SA$$

$$A_{3,1} \rightarrow SA$$

$$B \rightarrow b$$

# An Example Conversion (cont.)

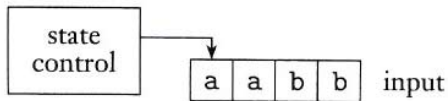
🌐 Convert  $S_0 \rightarrow aB$ ,  $S \rightarrow aB$ , and  $A \rightarrow aB$ .

$$\begin{aligned} S_0 &\rightarrow AA_{1,1} \mid U_1B \mid a \mid SA \mid AS \\ S &\rightarrow AA_{2,1} \mid U_2B \mid a \mid SA \mid AS \\ A &\rightarrow b \mid A_{3,1} \mid U_3B \mid a \mid SA \mid AS \\ A_{1,1} &\rightarrow SA \\ A_{2,1} &\rightarrow SA \\ A_{3,1} &\rightarrow SA \\ U_1 &\rightarrow a \\ U_2 &\rightarrow a \\ U_3 &\rightarrow a \\ B &\rightarrow b \end{aligned}$$

# Pushdown Automata

- 🌐 *Pushdown automata* (PDAs) are like nondeterministic finite automata but have an extra component called a *stack*.
- 🌐 A stack is valuable because it can hold an *unlimited* amount of information.
- 🌐 In contrast with the finite automata situation, *nondeterminism* adds power to the capability that pushdown automata would have if they were allowed only to be deterministic.
- 🌐 Pushdown automata are equivalent in power to context-free grammars.
- 🌐 To prove that a language is context-free, we can give either a context-free grammar *generating* it or a pushdown automaton *recognizing* it.

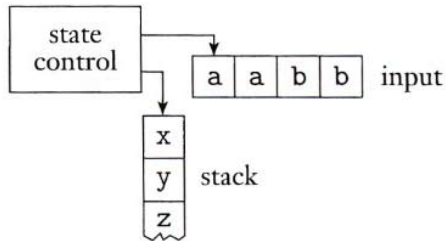
# Pushdown Automata (cont.)



**FIGURE 2.11**  
Schematic of a finite automaton

Source: [Sipser 2006]

# Pushdown Automata (cont.)



**FIGURE 2.12**  
Schematic of a pushdown automaton

Source: [Sipser 2006]



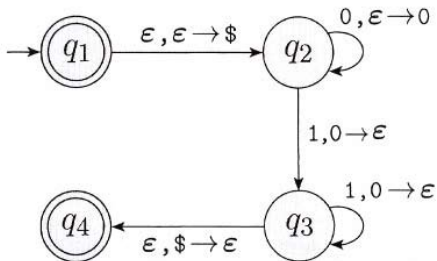
# Definition of a PDA

## Definition (2.13)

A **pushdown automaton** is a 6-tuple  $(Q, \Sigma, \Gamma, \delta, q_0, F)$ , where  $Q$ ,  $\Sigma$ ,  $\Gamma$ , and  $F$  are all finite sets, and

1.  $Q$  is the set of states,
2.  $\Sigma$  is the input alphabet,
3.  $\Gamma$  is the stack alphabet,
4.  $\delta : Q \times \Sigma_\epsilon \times \Gamma_\epsilon \longrightarrow \mathcal{P}(Q \times \Gamma_\epsilon)$  is the transition function,
5.  $q_0 \in Q$  is the start state, and
6.  $F \subseteq Q$  is the set of accept states.

# An Example PDA



**FIGURE 2.15**

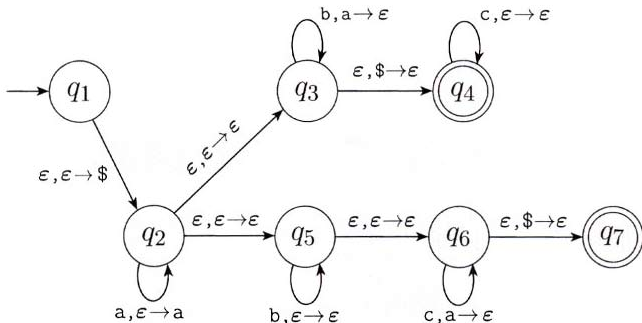
State diagram for the PDA  $M_1$  that recognizes  $\{0^n 1^n \mid n \geq 0\}$

Source: [Sipser 2006]

# Computation of a PDA

- Let  $M = (Q, \Sigma, \Gamma, \delta, q_0, F)$  be a PDA and  $w$  be a string over  $\Sigma$ .
- We say that  $M$  *accepts*  $w$  if we can write  $w = w_1 w_2 \dots w_n$ , where  $w_i \in \Sigma_\epsilon$ , and sequences of states  $r_0, r_1, \dots, r_n \in Q$  and strings  $s_0, s_1, \dots, s_n \in \Gamma^*$  exist such that:
  - $r_0 = q_0$  and  $s_0 = \epsilon$ ,
  - for  $i = 0, 1, \dots, n-1$ ,  $(r_{i+1}, b) \in \delta(r_i, w_{i+1}, a)$  and  $s_i = at$  and  $s_{i+1} = bt$  for some  $a, b \in \Gamma_\epsilon$  and  $t \in \Gamma^*$ .
  - $r_n \in F$ .

# Computation of a PDA (cont.)

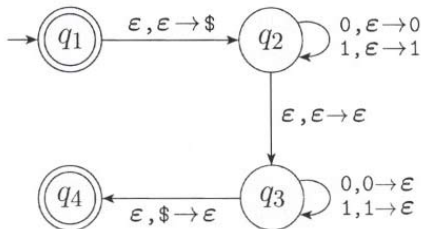


**FIGURE 2.17**

State diagram for PDA  $M_2$  that recognizes  $\{a^i b^j c^k \mid i, j, k \geq 0 \text{ and } i = j \text{ or } i = k\}$

Source: [Sipser 2006]

# Computation of a PDA (cont.)



**FIGURE 2.19**

State diagram for the PDA  $M_3$  that recognizes  $\{ww^R \mid w \in \{0, 1\}^*\}$

Source: [Sipser 2006]

# Equivalence of PDAs and CFGs

## Theorem (2.20)

*A language is context free if and only if some pushdown automaton recognizes it.*

- 🌐 Recall that a context-free language is one that can be described with a context-free grammar.
- 🌐 We show how to convert any context-free grammar into a pushdown automaton that recognizes the same language and vice versa.

## Lemma (2.21)

*If a language is context free, then some pushdown automaton recognizes it.*

- Let  $G$  be a CFG generating language  $A$ . We convert  $G$  into a PDA  $P$  that recognizes  $A$ .
- $P$  begins by writing the start variable on its stack.
- $P$ 's nondeterminism allows it to guess the sequence of correct substitutions. For example, to simulate that  $A \rightarrow u$  is selected,  $A$  on the top of the stack is replaced with  $u$ .
- The top symbol on the stack may not be a variable. Any terminal symbols appearing before the first variable are matched immediately with symbols in the input string.

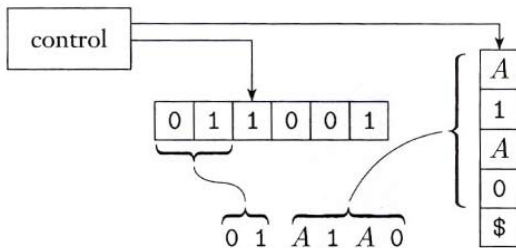
CFGs  $\subseteq$  PDAs (cont.)

FIGURE 2.22

$P$  representing the intermediate string 01A1A0

Source: [Sipser 2006]



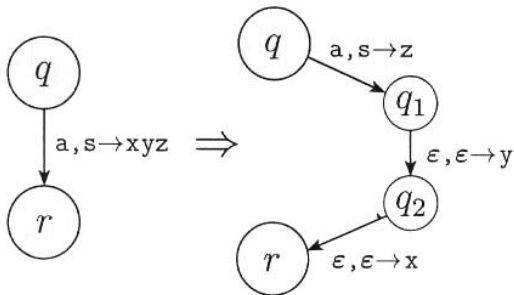
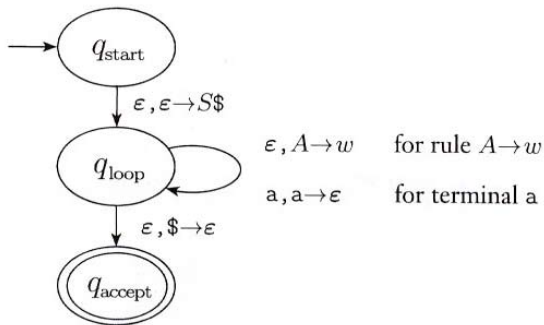
CFGs  $\subseteq$  PDAs (cont.)

FIGURE 2.23

Implementing the shorthand  $(r, xyz) \in \delta(q, a, s)$

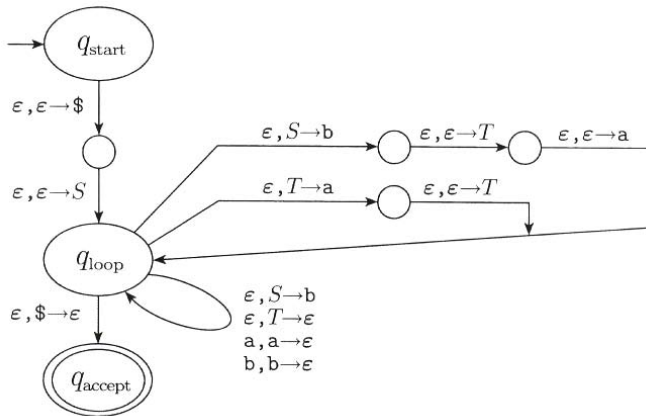
Source: [Sipser 2006]

CFGs  $\subseteq$  PDAs (cont.)

**FIGURE 2.24**  
State diagram of  $P$

Source: [Sipser 2006]

# CFGs $\subseteq$ PDAs (cont.)





**FIGURE 2.26**  
State diagram of  $P_1$

Source: [Sipser 2006]

## Lemma (2.27)

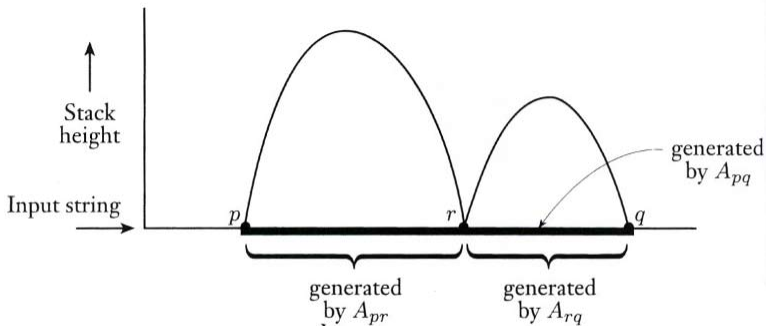
*If some pushdown automaton recognizes a language, then it is context free.*

-  Convert a PDA  $P$  into an equivalent CFG  $G$ .
-  Modify  $P$  so that
  1. it has a single accept state,
  2. it empties its stack before accepting, and
  3. each transition either pushes a symbol onto the stack or pops one off the stack, but not both.

# PDA's $\subseteq$ CFGs (cont.)

- For each pair of states  $p$  and  $q$  in  $P$ , grammar  $G$  will have a variable  $A_{pq}$ , which generates all the strings that can take  $P$  from  $p$  with an empty stack to  $q$  with an empty stack.
- Add  $A_{pq} \rightarrow aA_{rs}b$  to  $G$  if  $\delta(p, a, \varepsilon)$  contains  $(r, t)$  and  $\delta(s, b, t)$  contains  $(q, \varepsilon)$ .
- Add  $A_{pq} \rightarrow A_{pr}A_{rq}$  to  $G$  for each  $p, q, r \in Q$ .
- Add  $A_{pp} \rightarrow \varepsilon$  to  $G$  for each  $p \in Q$ .

# PDAs $\subseteq$ CFGs (cont.)

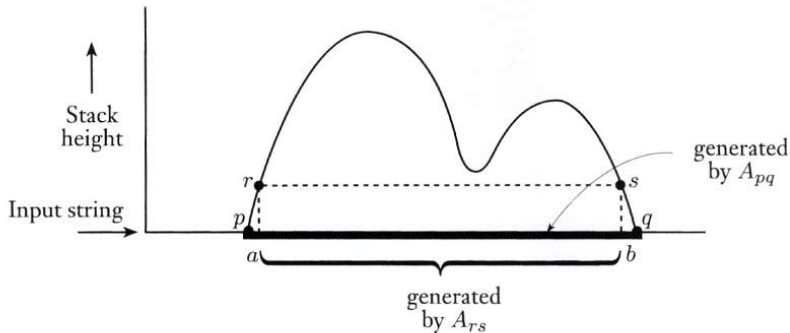


**FIGURE 2.28**

PDA computation corresponding to the rule  $A_{pq} \rightarrow A_{pr}A_{rq}$

Source: [Sipser 2006]

# PDAs $\subseteq$ CFGs (cont.)



**FIGURE 2.29**

PDA computation corresponding to the rule  $A_{pq} \rightarrow aA_{rs}b$

Source: [Sipser 2006]

# PDA's $\subseteq$ CFGs (cont.)

## Claim (2.30)

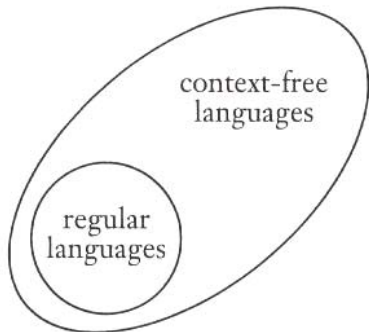
*If  $A_{pq}$  generates  $x$ , then  $x$  can bring  $P$  from  $p$  with empty stack to  $q$  with empty stack.*

## Claim (2.31)

*If  $x$  can bring  $P$  from  $p$  with empty stack to  $q$  with empty stack, then  $A_{pq}$  generates  $x$ .*



# Regular vs. Context-Free Languages



**FIGURE 2.33**

Relationship of the regular and context-free languages

Source: [Sipser 2006]

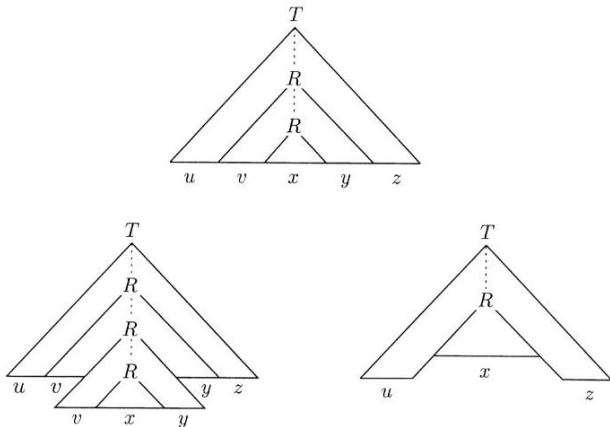
# The Pumping Lemma for CFL

## Theorem (2.34)

If  $A$  is a context-free language, then there is a number  $p$  such that, if  $s$  is a string in  $A$  and  $|s| \geq p$ , then  $s$  may be divided into five pieces,  $s = uvxyz$ , satisfying the conditions: (1) for each  $i \geq 0$ ,  $uv^i xy^i z \in A$ , (2)  $|vy| > 0$ , and (3)  $|vxy| \leq p$ .

- Let  $G$  be a CFG that generates  $A$ .
- Consider a “sufficiently long” string  $s$  in  $A$  that satisfies the following condition:
  - The parse tree for  $s$  is very tall so as to have a long path on which some variable symbol  $R$  of  $G$  repeats.*
- Take  $p$  to be  $b^{|V|+1}$ , where  $V$  is the set of variables of  $G$ . A string of length at least  $p$  is sufficiently long.

# The Pumping Lemma for CFL (cont.)




**FIGURE 2.35**  
Surgery on parse trees

Source: [Sipser 2006]

# Non-Context-Free Languages

$$\text{🌐 } B = \{a^n b^n c^n \mid n \geq 0\}.$$

# Non-Context-Free Languages

  $B = \{a^n b^n c^n \mid n \geq 0\}$ .

Let  $s$  be  $a^p b^p c^p$  (when applying the pumping lemma).

# Non-Context-Free Languages

🌐  $B = \{a^n b^n c^n \mid n \geq 0\}$ .

Let  $s$  be  $a^p b^p c^p$  (when applying the pumping lemma).

🌐  $C = \{a^i b^j c^k \mid 0 \leq i \leq j \leq k\}$ .

# Non-Context-Free Languages

🌐  $B = \{a^n b^n c^n \mid n \geq 0\}$ .

Let  $s$  be  $a^p b^p c^p$  (when applying the pumping lemma).

🌐  $C = \{a^i b^j c^k \mid 0 \leq i \leq j \leq k\}$ .

Let  $s$  be  $a^p b^p c^p$ .

# Non-Context-Free Languages

🌐  $B = \{a^n b^n c^n \mid n \geq 0\}$ .

Let  $s$  be  $a^p b^p c^p$  (when applying the pumping lemma).

🌐  $C = \{a^i b^j c^k \mid 0 \leq i \leq j \leq k\}$ .

Let  $s$  be  $a^p b^p c^p$ .

🌐  $D = \{ww \mid w \in \{0, 1\}^*\}$ .



# Non-Context-Free Languages

🌐  $B = \{a^n b^n c^n \mid n \geq 0\}$ .

Let  $s$  be  $a^p b^p c^p$  (when applying the pumping lemma).

🌐  $C = \{a^i b^j c^k \mid 0 \leq i \leq j \leq k\}$ .

Let  $s$  be  $a^p b^p c^p$ .

🌐  $D = \{ww \mid w \in \{0, 1\}^*\}$ .

Let  $s$  be  $0^p 1^p 0^p 1^p$ .